

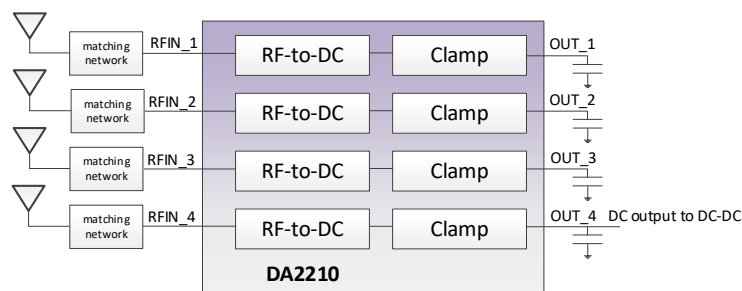
# DA2210, DA2223 WattUp® Wireless Power Receivers

## WattUp wire-free charging reduces footprint and increases spatial flexibility in wearables and hearables

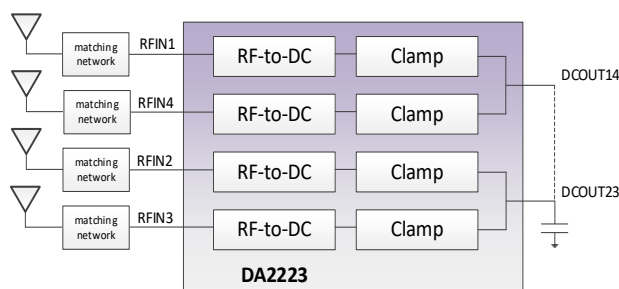
DA2210 and DA2223 are RF-to-DC wireless power receivers optimized for wireless charging applications, such as wearables, fitness trackers, hearables, hearing aids, asset trackers, and other battery-powered electronics, where small implementation size and increased spatial freedom during charging provide advantages over coil-based charging solutions.

DA2210 and DA2223 feature four RF-to-DC receiver paths, allowing connection of 1 to 4 antennas dependent upon desired power and antenna area available. Antennas can be small enough to fit into in-the-ear hearing aids. Multiple antennas can be used to increase received power for devices with increased area, such as remote controls or battery banks. Both DA2210 and DA2223 features external RF input matching for improved flexibility and RF-to-DC conversion efficiency. The device DC-outputs are internally clamped to limit the output voltage to within the range of most DC regulators. With a form factor smaller than DA2210, DA2223 is ideal for use in very small electronic devices, thus offering further flexibility in integration.

### DA2210 WattUp Wireless Power RF-to-DC Receiver Block Diagram



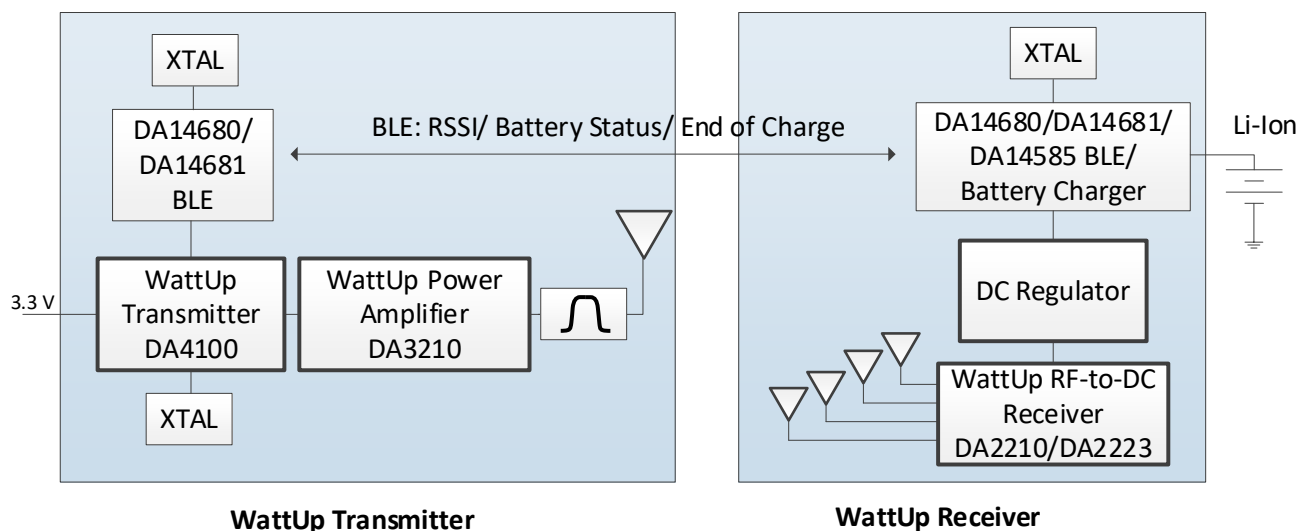
### DA2223 WattUp Wireless Power RF-to-DC Receiver Block Diagram



## Near Field WattUp System

The Near Field WattUp system is comprised of a WattUp wireless power transmitter (DA4100), a WattUp wireless power amplifier (DA3210), a WattUp wireless power receiver (DA2210 or DA2223), a DC regulator, a Li-Ion/Li-Poly battery charger and an optional Bluetooth® communication link (DA14680, DA14681 or DA14585) which supports battery status communication between the WattUp receiver and transmitter. The same link can be used to provide the user with full power management capabilities using the WattUp Application running on a Smartphone or tablet. Antennas are fabricated using low-cost PCB material, flexible PCB or sheet metal.

## Near Field WattUp System Block Diagram



## Applications

- Fitness Bands
- Hearables
- Hearing Aids
- Bluetooth Headsets
- Bluetooth Trackers
- Smart Pens
- Remote Controls
- Smart Glasses

## Key benefits

- Ultra-small RF/antenna-based solution
- Improved spatial and orientation freedom
- Secure pairing of the transmitter and device-under-charge
- Eliminates connectors and charging contacts
- Enables fully sealed waterproof design

**Dialog Semiconductor Worldwide Sales Offices** - [www.dialog-semiconductor.com](http://www.dialog-semiconductor.com) email: [enquiry@diasemi.com](mailto:enquiry@diasemi.com)

United Kingdom  
Phone: +44 1793 757700

The Netherlands  
Phone: +31 73 640 8822

Japan  
Phone: +81 3 5769 5100

Singapore  
Phone: +65 648 499 29

Korea  
Phone: +82 2 3469 8200

Germany  
Phone: +49 7021 805-0

North America  
Phone: +1 408 845 8500

Taiwan  
Phone: +886 281 786 222

Hong Kong  
Phone: +852 2607 4271

China (Shenzhen)  
Phone: +86 755 2981 3669  
China (Shanghai)  
Phone: +86 21 5424 9058

This publication is issued to provide outline information only, which unless agreed by Dialog Semiconductor may not be used, applied, or reproduced for any purpose or be regarded as a representation relating to products. All use of Dialog Semiconductor products, software and applications referred to in this document are subject to Dialog Semiconductor's [Standard Terms and Conditions of Sale](#), available on the company website ([www.dialog-semiconductor.com](http://www.dialog-semiconductor.com)) unless otherwise stated.

Dialog and the Dialog logo are trademarks of Dialog Semiconductor plc or its subsidiaries. All other product or service names are the property of their respective owners.

© Copyright 2019 Dialog Semiconductor. All rights reserved.