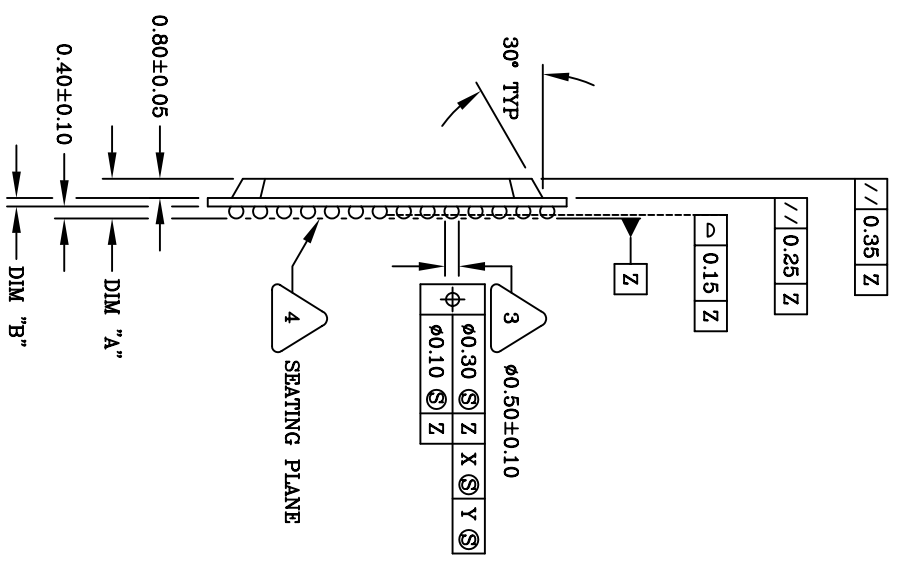
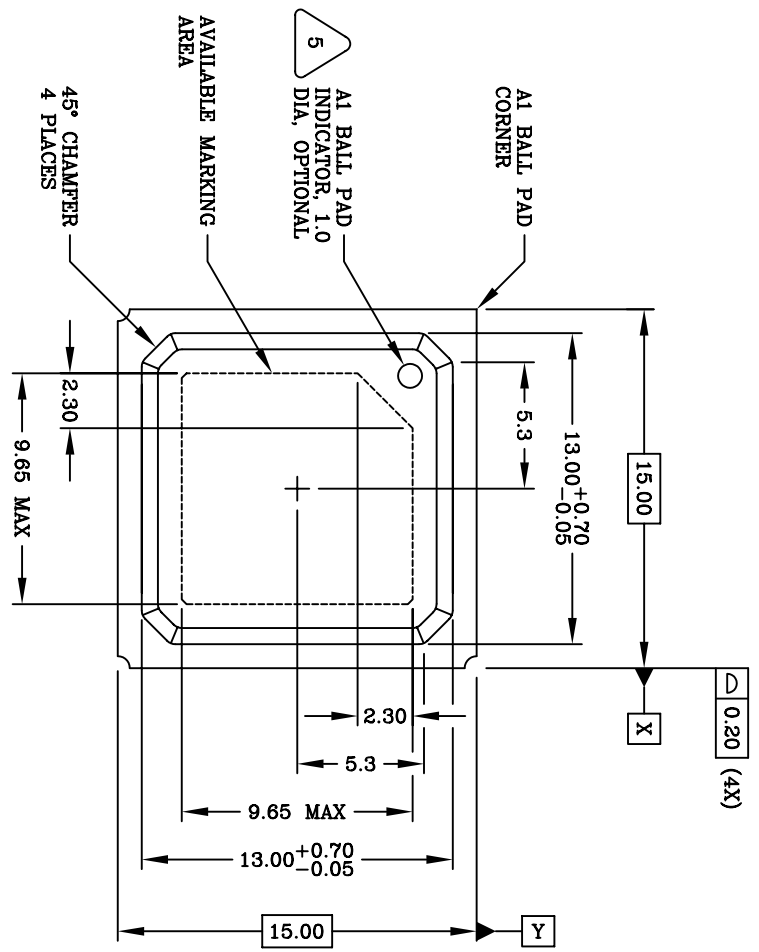


REVISIONS			
REV	DESCRIPTION	DATE	APPROVED
00	INITIAL RELEASE	03/02/01	TV
01	COMBINE POD & LAND PATTERN	06/05/13	KS



SIDE VIEW

PBGA THICKNESS SCHEDULE			
NO. LAYERS	DIM "A"	DIM "B"	
2	1.56 ^{+0.19} _{-0.21}	0.36 ^{+0.04} _{-0.06}	



TOP VIEW

UNLESS OTHERWISE SPECIFIED, DIMENSIONS ARE IN MILLIMETERS ANGULAR ±1°

IDT 6024 SILVER CREEK VALLEY ROAD SAN JOSE CA, 95138 (408) 284-8200 FAX (408) 284-8591 www.IDT.com

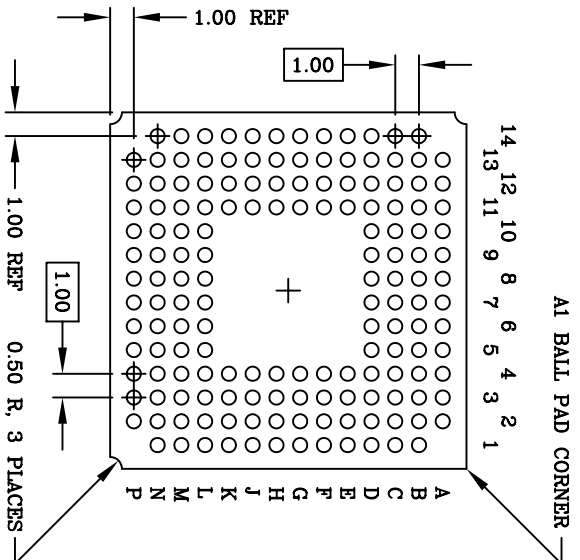
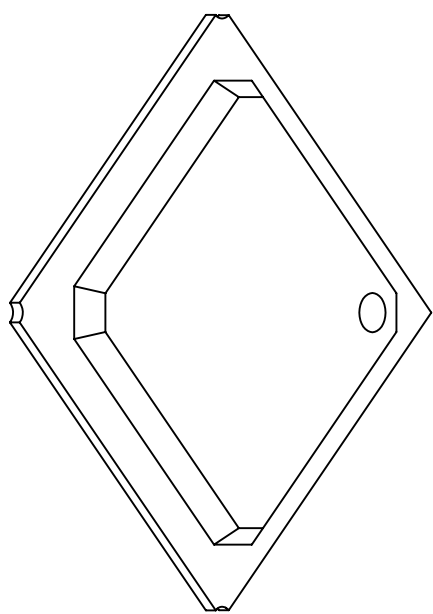
APPROVALS DATE
 DRAWN *fw* 03/02/01
 CHECKED

DRAWING NO. PSC-4098
 BB156 PACKAGE OUTLINE
 15.0 X 15.0 mm BODY PBGA

SCALE REV
 C N/A 01

DO NOT SCALE DRAWING SHEET 1 OF 3

REVISIONS			
REV	DESCRIPTION	DATE	APPROVED
00	INITIAL RELEASE	03/02/01	TV
01	COMBINE POD & LAND PATTERN	06/05/13	KS

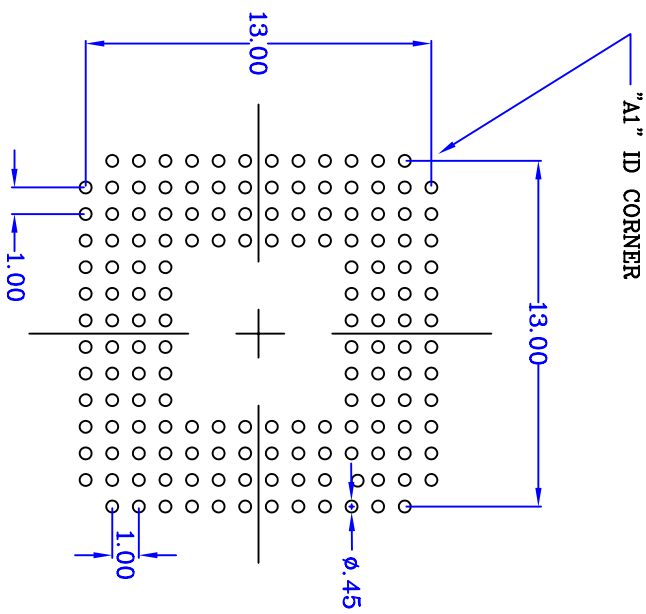


BOTTOM VIEW
(156 SOLDER BALLS)

- NOTES: UNLESS OTHERWISE SPECIFIED
1. ALL DIMENSIONS AND TOLERANCES CONFORM TO ASME Y14.5M-1994.
 2. THE BASIC SOLDER BALL GRID PITCH IS 1.00mm.
 3. DIMENSION IS MEASURED AT THE MAXIMUM SOLDER BALL DIAMETER, PARALLEL TO PRIMARY DATUM Z.
 4. PRIMARY DATUM Z AND SEATING PLANE ARE DEFINED BY THE SPHERICAL CROWNS OF THE SOLDER BALLS.
 5. A1 BALL PAD CORNER I.D. FOR AUTO MOLD: DIMPLE TO BE FORMED BY MOLD CAP.
 6. ALL DIMENSIONS ARE IN MILLIMETERS.

UNLESS OTHERWISE SPECIFIED DIMENSIONS ARE IN MILLIMETERS DECIMAL XX .X00 XXX .X000		SPECIFIED ANGULAR ±°	
APPROVALS	DATE	www.IDT.com	
DRAWN <i>fw</i>	03/02/01	IDT 6024 SILVER CREEK VALLEY ROAD SAN JOSE CA, 95138 (408) 284-8200 FAX (408) 284-8591	
CHECKED		BR156 PACKAGE OUTLINE 15.0 X 15.0 mm BODY PBGA	
		DRAWING No.	PSC-4098
		SIZE	C
		SCALE	N/A
		REV	01
DO NOT SCALE DRAWING		SHEET	2 OF 3

REVISIONS			
REV	DESCRIPTION	DATE	APPROVED
00	INITIAL RELEASE	03/02/01	TV
01	COMBINE POD & LAND PATTERN	06/05/13	KS




RECOMMENDED LAND PATTERN DIMENSION

NOTE:

- 1) ALL dimensions are in mm, Angles in degrees.
- 2) Top down view, as view on PCB.
- 3) NSMD Land Pattern Assumed
- 4) Land Pattern Recommendation as per IPC-7351B generic requirement for surface mount design and Land Pattern.

UNLESS OTHERWISE SPECIFIED DIMENSIONS ARE IN MILLIMETERS DECIMAL XX.XX ±0.10 XXX ±0.05 XXXX ±0.08		SPECIFIED DIMENSIONS ARE IN MILLIMETERS ANGULAR ±1°	
APPROVALS	DATE	DRAWING No.	
DRAWN <i>fw</i>	03/02/01	BB156 PACKAGE OUTLINE	
CHECKED		15.0 X 15.0 mm BODY PBGA	
		SIZE	SCALE
		C	N/A
		REV	01
PSC-4098 DO NOT SCALE DRAWING		SHEET 3 OF 3	



6024 SILVER CREEK VALLEY ROAD
 SAN JOSE CA, 95138
 (408) 284-8200 FAX (408) 284-8891
 www.IDT.com