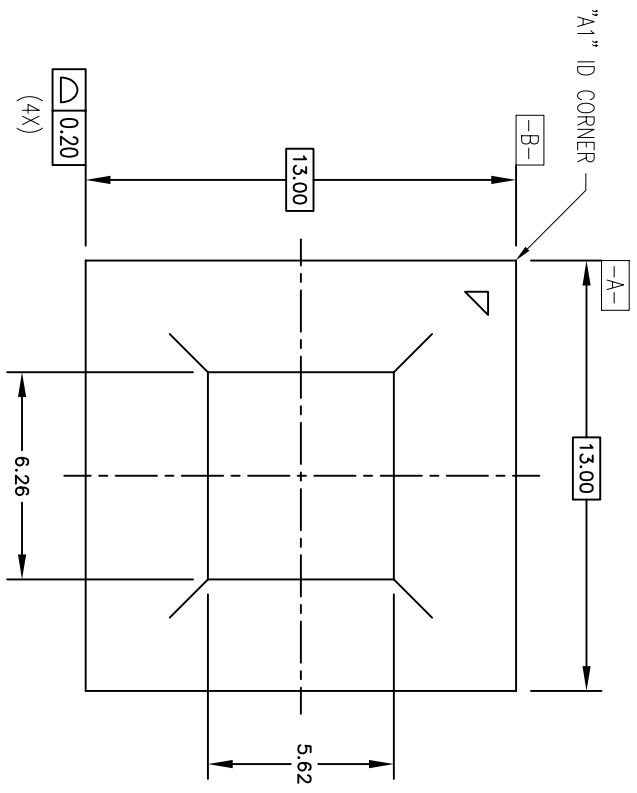
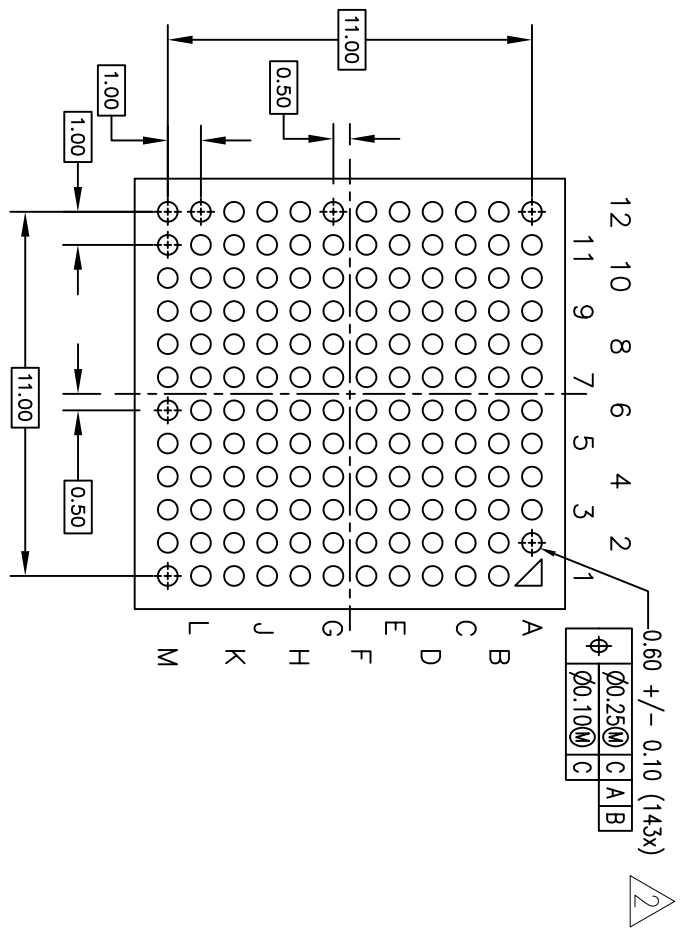


NOTES:

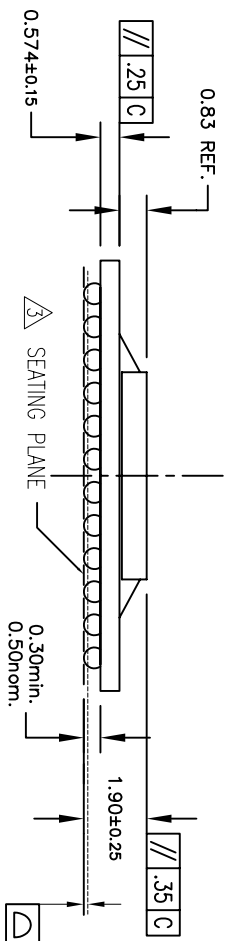
- 1 ALL DIMENSIONING AND TOLERANCING CONFORM TO ANSI Y14.5M-1994  
DIMENSION IS MEASURED AT THE MAXIMUM SOLDER BALL DIAMETER,  
PARALLEL TO PRIMARY DATUM -C-
- 2 SEATING PLANE AND PRIMARY DATUM -C- ARE DEFINED BY THE  
CONTACT POINTS OF THREE OR MORE SOLDER BALLS THAT SUPPORT THE  
DEVICE WHEN PLACED ON A TOP OF A PLANAR SURFACE.
- 3
- 4 ALL DIMENSIONS ARE IN MILLIMETERS



TOP VIEW



BOTTOM VIEW  
(BALL SIDE VIEW)



REVISIONS			
REV	DESCRIPTION	DATE	APPROVED
00	INITIAL RELEASE	01/31/11	M. ROY
01	DIE SIZE REVISED	04/04/11	M. ROY
02	COMBINE POD & LAND PATTERN	5/29/13	KS

TOLERANCES UNLESS SPECIFIED  
 DECIMAL ANGULAR  
 XX± 0.05 ±  
 XXXX±

APPROVALS DATE  
 DRAWN 7/18/09/17/11  
 CHECKED

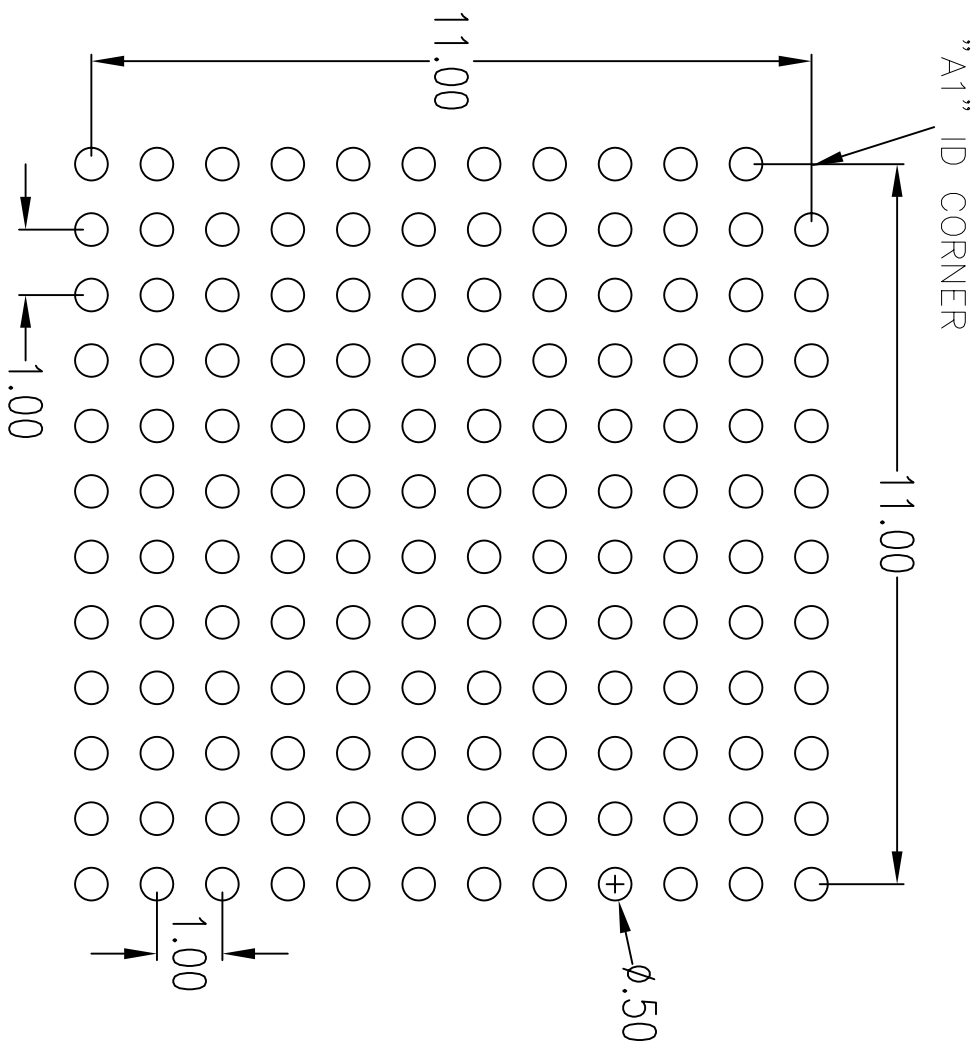
www.IDT.com  
 8024 Silver Creek Valley Rd  
 San Jose, CA 95138  
 PHONE: (408) 284-8200  
 FAX: (408) 284-2775

TITLE HW/RM 143 PACKAGE OUTLINE  
 FCBGA 13.0 X 13.0mm, 1.0mm pitch  
 -Die size: 6.26 x 5.62mm-

SIZE DRAWING No. PSC-4320  
 REV 02

DO NOT SCALE DRAWING SHEET 1 OF 2

REVISIONS			
REV	DESCRIPTION	DATE	APPROVED
00	INITIAL RELEASE	01/31/11	M. ROY
01	DIE SIZE REVISED	04/04/11	M. ROY
02	COMBINE POD & LAND PATTERN	5/29/13	KS



RECOMMENDED LAND PATTERN DIMENSION

<b>TOLERANCES</b> UNLESS SPECIFIED DECIMAL .005 ANGULAR ± .005 XXX± .005 XXXXX± .005		<b>IDT</b> 8024 Silver Creek Valley Rd San Jose, CA 95138 PHONE: (408) 284-8200 FAX: (408) 284-2775 <a href="http://www.IDT.com">www.IDT.com</a>	
APPROVALS	DATE	TITLE	HM/RM 143 PACKAGE OUTLINE
DRAWN DBA/C	08/09/12	FOBGA 13.0 X 13.0mm, 1.0mm pitch -Die size: 6.26 x 5.62mm-	
CHECKED		SIZE	C
		DRAWING No.	PSC-4320
		REV	02
DO NOT SCALE DRAWING			SHEET 2 OF 2