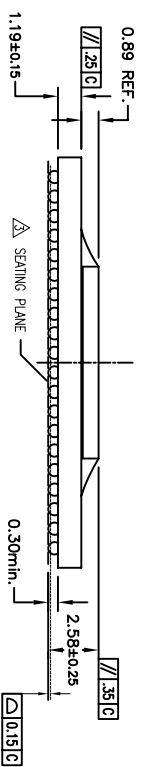
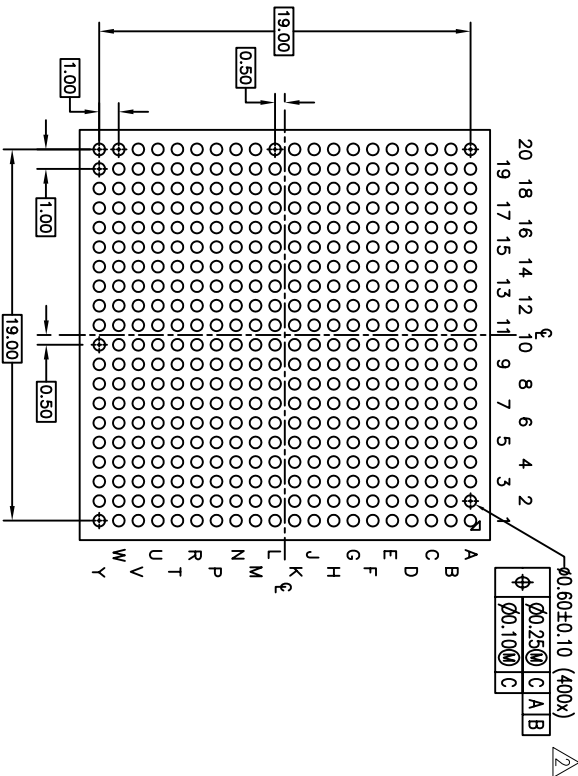
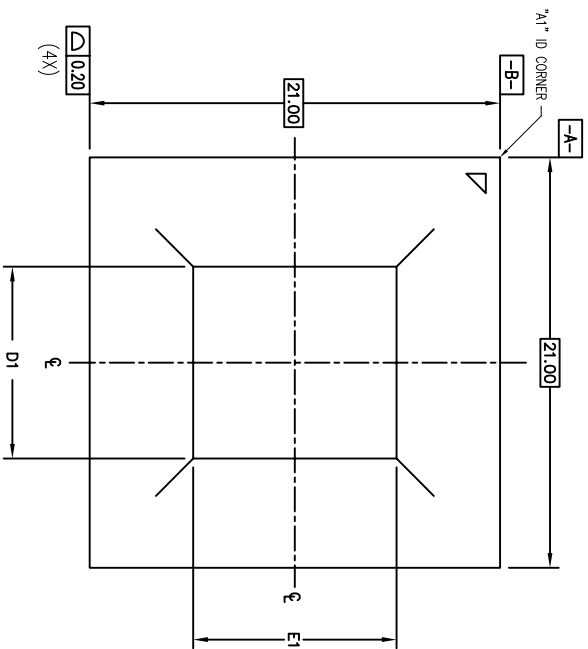


- NOTES:
- 1 ALL DIMENSIONING AND TOLERANCING CONFORM TO ANSI Y14.5M-1994
 - 2 DIMENSION IS MEASURED AT THE MAXIMUM SOLDER BALL DIAMETER, PARALLEL TO PRIMARY DATUM -C-
 - 3 SEATING PLANE AND PRIMARY DATUM -C- ARE DEFINED BY THE CONTACT POINTS OF THREE OR MORE SOLDER BALLS THAT SUPPORT THE DEVICE WHEN PLACED ON A TOP OF A PLANNAR SURFACE.
 - 4 ALL DIMENSIONS ARE IN MILLIMETERS

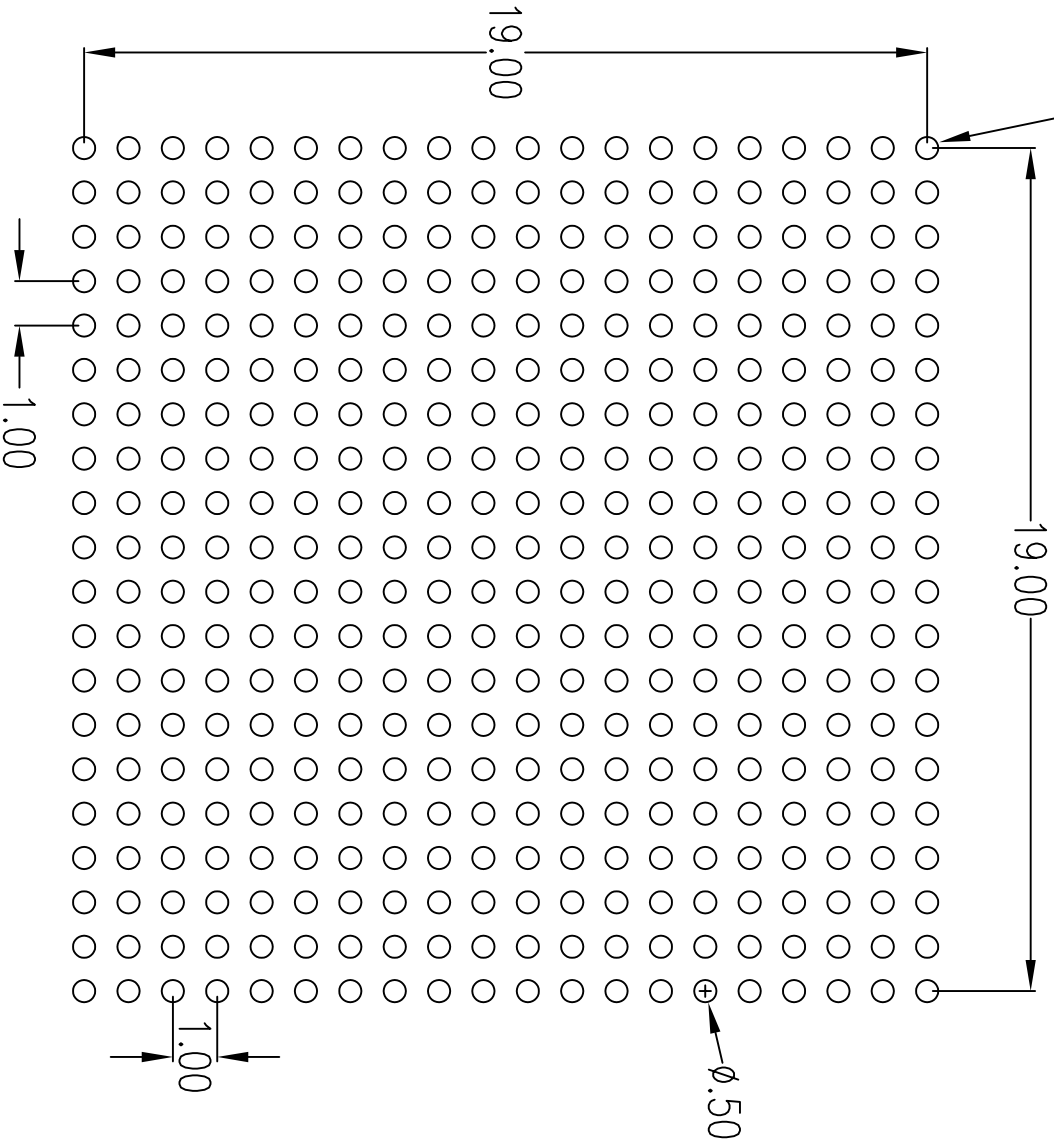


DIE SIZE VARIATION PREFIX		
DEVICE PSEUDO	D1	E1
80HCPS1616C, 80HCPS1616, 80HSPS1616C, 80HSPS1616	6.83	6.83
80HWPS1616	9.82	10.40

REVISIONS			
REV	DESCRIPTION	DATE	APPROVED
00	PRELIMINARY RELEASE	03/10/09	T.V
01	UP-DATE "A" AND "A2" DIMENSIONS	06/08/10	M. ROY
02	UP-DATE PACKAGE THICKNESS	06/15/10	M. ROY
03	ADD DIE SIZE VARIATION PREFIX	01/29/13	R.C
04	COMBINE POD & LAND PATTERN	05/29/13	KS

TOLERANCES UNLESS SPECIFIED			JIDT 6024 Silver Creek Valley Rd San Jose, CA 95138 PHONE: (408) 284-8200 FAX: (408) 284-2775
DECIMAL	ANGULAR		
XXX±	±		
XXXX±			
APPROVALS	DATE	TITLE	HW/RM 400 PACKAGE OUTLINE
DRAWN 379	03/10/09	21.0 X 21.0 mm BODY	
CHECKED		1.00 mm BALLPITCH FCBCA	
SIZE	DRAWING No.	PSC-4248	REV 04
DO NOT SCALE DRAWING			SHEET 1 OF 2

"A1" ID CORNER



RECOMMENDED LAND PATTERN DIMENSION

REVISIONS			
REV	DESCRIPTION	DATE	APPROVED
00	PRELIMINARY RELEASE	03/10/09	T.V
01	UP-DATE "A" AND "A2" DIMENSIONS	06/08/10	M. ROY
02	UP-DATE PACKAGE THICKNESS	06/15/10	M. ROY
03	ADD DIE SIZE VARIATION PREFIX	01/29/13	R.C
04	COMBINE POD & LAND PATTERN	05/29/13	KS

TOLERANCES UNLESS SPECIFIED		6024 Silver Creek Valley Rd San Jose, CA 95138	
DECIMAL	±	PHONE: (408) 284-8200	
ANGULAR	±	FAX: (408) 284-2775	
XXXX±		www.IDT.com	
XX±		HM/RM 400 PACKAGE OUTLINE	
APPROVALS	DATE	21.0 X 21.0 mm BODY	
DRAWN	02/08/15/12	1.00 mm BALLPITCH FCBCA	
CHECKED		SIZE C DRAWING NO. PSC-4248	
		DO NOT SCALE DRAWING	
		SHEET 2 OF 2	