

Plastic Packages for Integrated Circuits

Package Outline Drawing

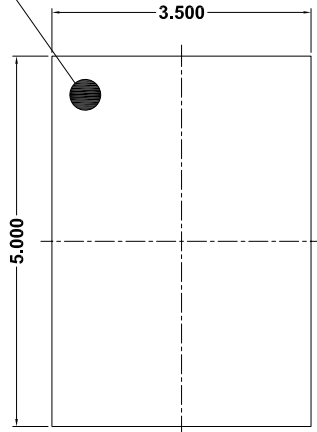
L33.3.5x5

33 Lead Flip Chip Quad Flat No-Lead Package (FCQFN)

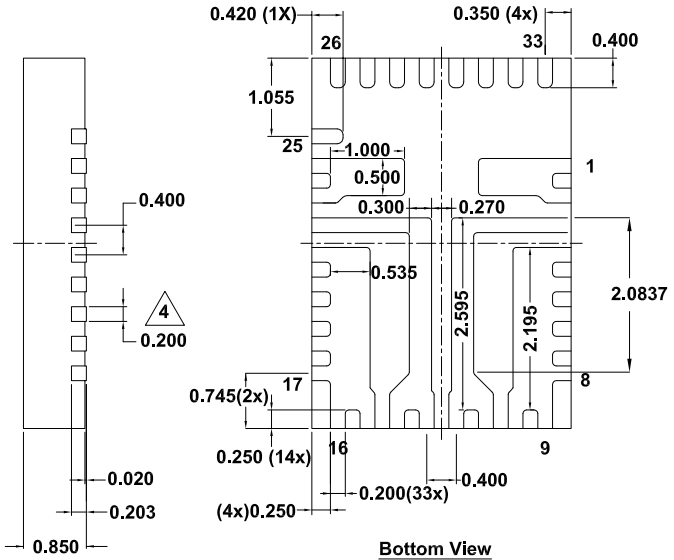
Rev 5, 9/2021



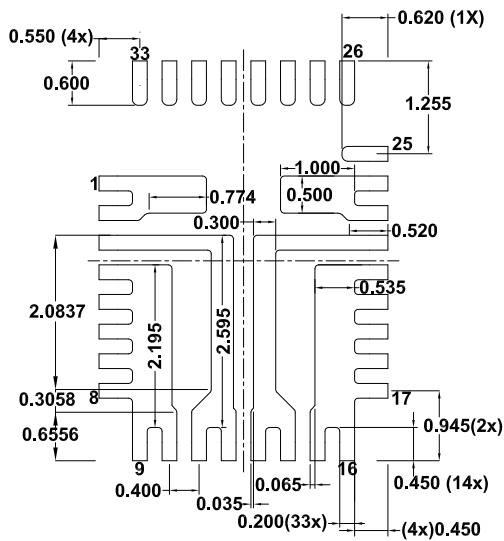
A1 Corner Index Area



Top View



Bottom View



Recommended Land Pattern

NOTES:

1. Dimensions are in millimeters.

Dimensions in () for reference only.

2. Dimensioning and tolerancing conform to ASME Y14.5M-1994.

3. Unless otherwise specified, tolerance: Decimal ± 0.05



4. Dimension applies to the metallized terminal and is measured between 0.15mm and 0.25mm from the terminal tip.



5. The configuration of the pin #1 identifier is optional, but must be located within the zone indicated. The pin #1 identifier can be either a mold or mark feature.