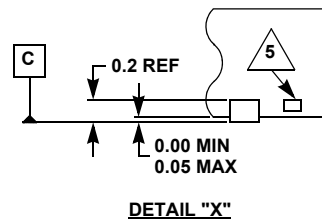
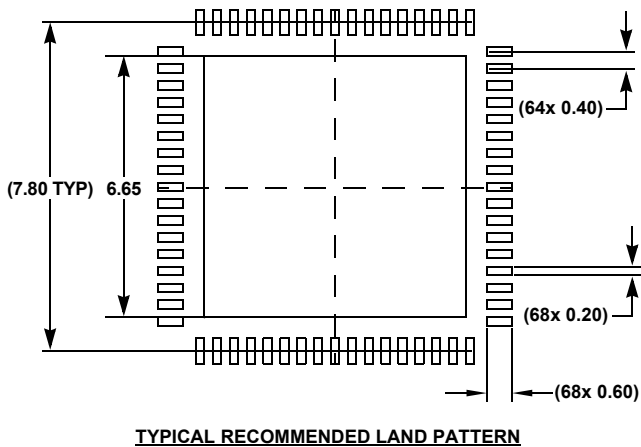
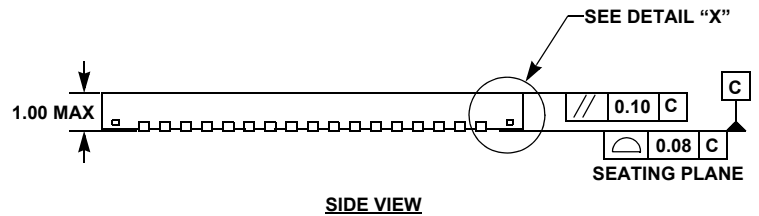
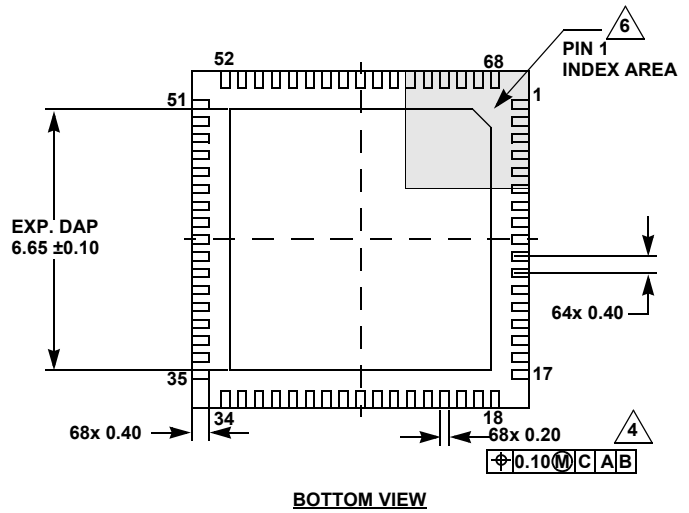
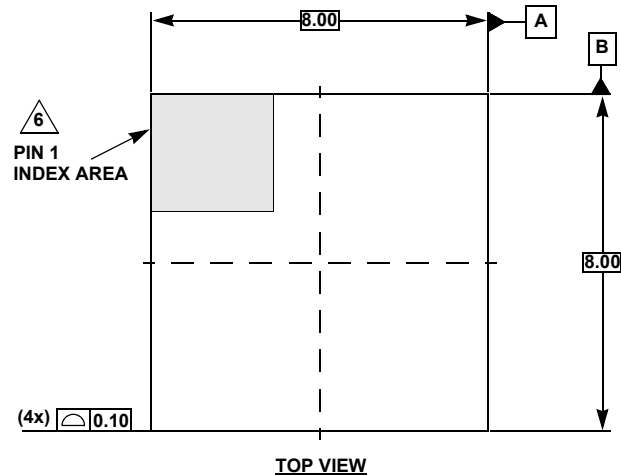


Plastic Packages for Integrated Circuits

1. Package Outline Drawing

L68.8x8C
 68 LEAD QUAD FLAT NO-LEAD PLASTIC PACKAGE
 Rev 0, 11/17



NOTES:

- Dimensions are in millimeters.
Dimensions in () for reference only.
- Dimensioning and tolerancing conform to AMSE Y14.5m-1994.
- Unless otherwise specified, tolerance: Decimal ±0.05
- Dimension applies to the metallized terminal and is measured between 0.15mm and 0.30mm from the terminal tip.
- Tiebar shown (if present) is a non-functional feature.
- The configuration of the pin #1 identifier is optional, but must be located within the zone indicated. The pin #1 identifier may be either a mold or mark feature.