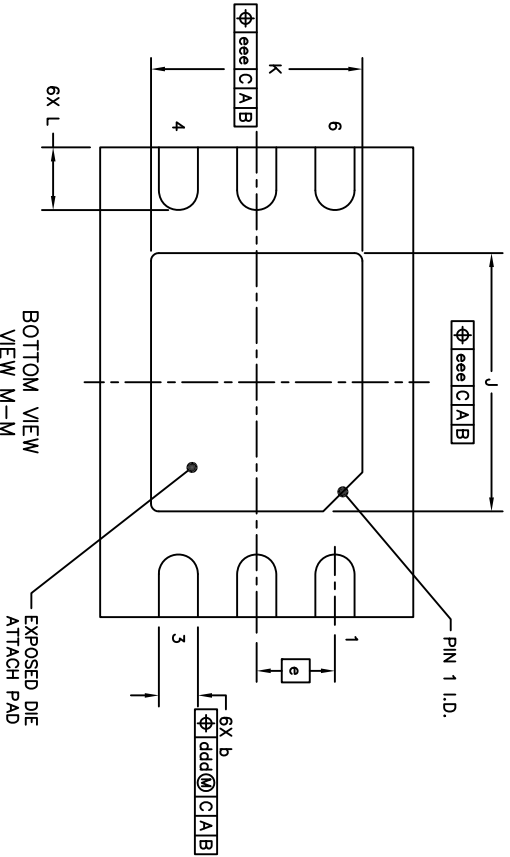
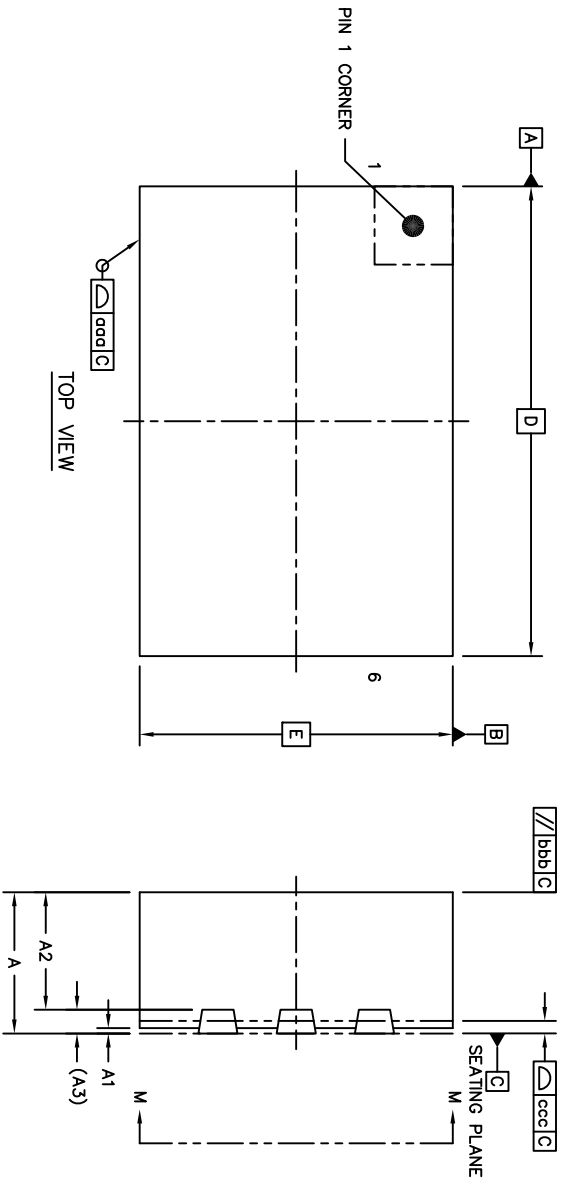


REV	DESCRIPTION	DATE	APPROVED
00	Initial Release	1/14/15	JHUA
01	UPDATE FONT SIZE ON DIMENSION	2/2/15	JHUA



	SYMBOL	MIN	NOM	MAX
TOTAL THICKNESS	A	0.80	0.90	1.00
STAND OFF	A1	0	0.035	0.05
MOLD THICKNESS	A2	---	0.75	---
L/F THICKNESS	A3	0.152 REF		
LEAD WIDTH	b	0.2	0.25	0.3
BODY SIZE	X		3.00BSC	
	Y		2.00BSC	
LEAD PITCH	e		0.50 BSC	
EP SIZE	X	1.55	1.65	1.75
	Y	1.25	1.35	1.45
LEAD LENGTH	L	0.35	0.40	0.45
PACKAGE EDGE TOLERANCE	aaa		0.10	
MOLD FLATNESS	bbb		0.10	
COPLANARITY	ccc		0.08	
LEAD OFFSET	ddd		0.10	
EXPOSED PAD OFFSET	eee		0.10	

- NOTES
1. COPLANARITY APPLIES TO LEADS, CORNER LEADS AND DIE ATTACH PAD.
 2. TOTAL THICKNESS NOT INCLUDE SAW BURR.

TOLERANCES UNLESS SPECIFIED

DECIMAL	±0.05
ANGULAR	±1°
XX± .05	
XXX± .030	

APPROVALS DATE 1/13/15

DRAWN BY

CHECKED

TITLE DFN6 PACKAGE OUTLINE
2.0 x 3.0 mm BODY
0.5 mm PITCH DFN

www.IDT.com

IDT™

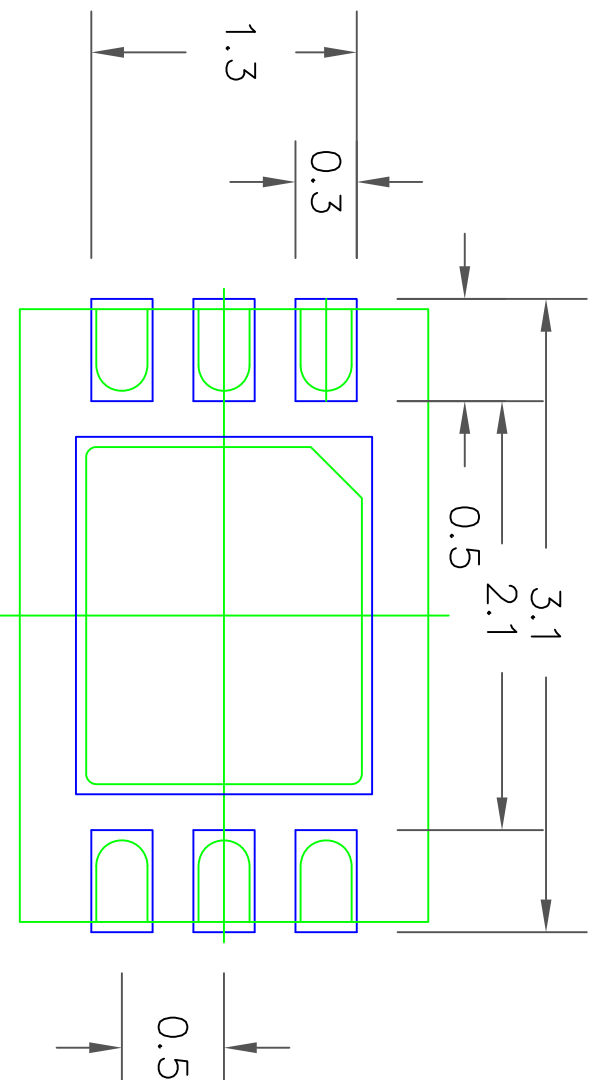
6024 Silver Creek Valley Road
San Jose CA 95138
PHONE: (408) 284-8200
FAX: (408) 284-3572

SIZE | DRAWING No. | PSC-4495

DO NOT SCALE DRAWING

SHEET 1 of 2

REV	DESCRIPTION	DATE	APPROVED
00	INITIAL RELEASE	1/14/15	JHUA
01	UPDATE FONT SIZE ON DIMENSION	2/2/15	JHUA




RECOMMENDED LAND PATTERN DIMENSION

NOTES:

1. ALL DIMENSIONS ARE IN mm. ANGLES IN DEGREES.
2. TOP DOWN VIEW, AS VIEWED ON PCB.
3. COMPONENT OUTLINE SHOW FOR REFERENCE IN GREEN.
4. LAND PATTERN IN BLUE. NSMD PATTERN ASSUMED.
5. LAND PATTERN RECOMMENDATION PER IPC-7351B GENERIC REQUIREMENT FOR SURFACE MOUNT DESIGN AND LAND PATTERN.

TOLERANCES UNLESS SPECIFIED	
DECIMAL	ANGULAR
X.XX .05	±1°
XXXX .030	
APPROVALS	DATE
DRAWN <i>JK</i>	1/13/15
CHECKED	
SIZE	DRAWING No.
C	PSC-4495
DO NOT SCALE DRAWING	
SHEET 2 of 2	


IDT™ 6024 Silver Creek Valley Road
 San Jose CA 95138 PHONE: (408) 284-8200
 www.IDT.com FAX: (408) 284-9772

TITLE NRG6 PACKAGE OUTLINE
 2.0 x 3.0 mm BODY
 0.5 mm PITCH DFN