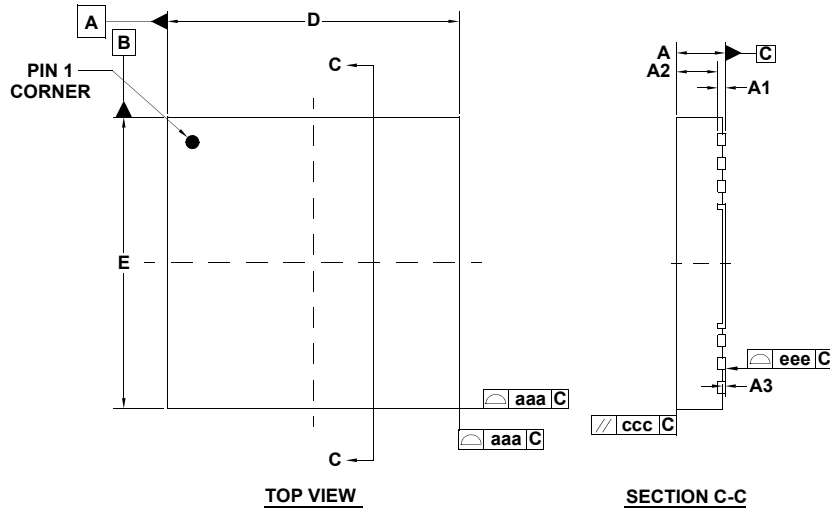


# Package Outline Drawing

## C69.5x5B

69 LEAD aQFN 5X5 PACKAGE WITH 0.40 PITCH

Rev 1, 12/12



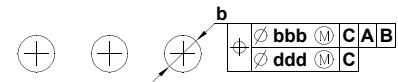
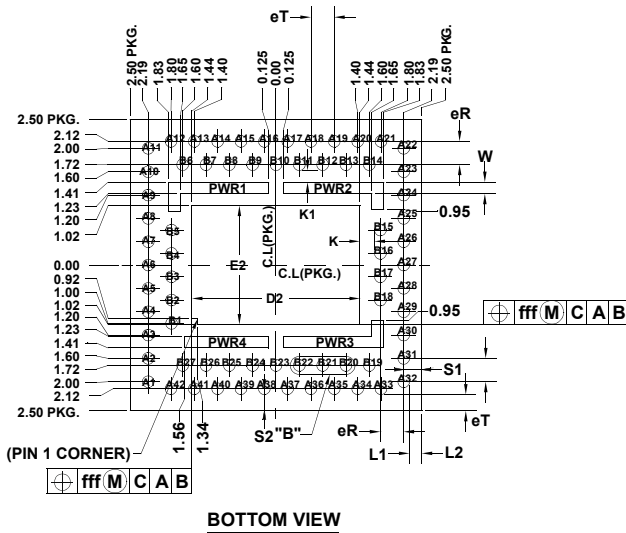
SYMBOL	MILLIMETER			INCH		
	MIN	NOM.	MAX	MIN	NOM.	MAX
A	-	-	0.85	-	-	0.033
A3	0.020	0.050	0.080	0.001	0.002	0.003
A2	0.640	0.675	0.710	0.025	0.027	0.028
A1	0.120	0.130	0.140	0.005	0.005	0.006
b	0.170	0.200	0.230	0.007	0.008	0.009
D	4.900	5.000	5.100	0.193	0.197	0.201
D2	2.780	2.880	2.980	0.109	0.113	0.117
E	4.900	5.000	5.100	0.193	0.197	0.201
E2	1.940	2.040	2.140	0.076	0.080	0.084
eT	0.400			0.016		
eR	0.400			0.016		
K	0.200	0.250	0.300	0.008	0.010	0.012
K1	0.160	0.210	0.260	0.006	0.008	0.010
L1	0.160	0.210	0.260	0.006	0.008	0.010
L2	0.230	0.280	0.330	0.009	0.011	0.013
S1	0.260	0.310	0.360	0.010	0.012	0.014
S2	0.330	0.380	0.430	0.013	0.015	0.017
W	0.150	0.180	0.210	0.006	0.007	0.008

TOLERANCES OF FORM AND POSITION

aaa	0.100	0.004
bbb	0.100	0.004
ddd	0.050	0.002
ccc	0.100	0.004
eee	0.100	0.004
fff	0.100	0.004

NOTE:

- Controlling dimension: mm



DETAIL "B" (3:1)(69X)