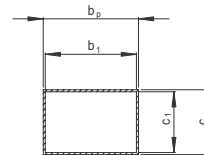
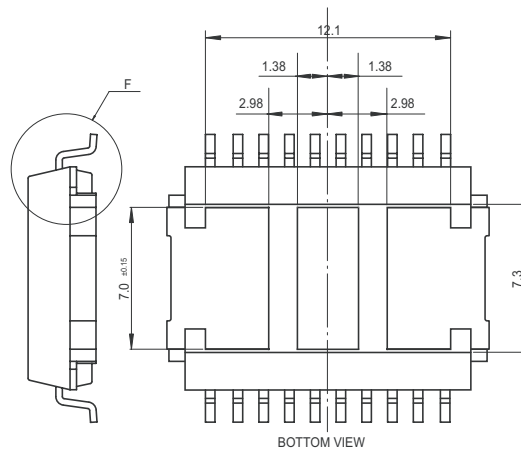
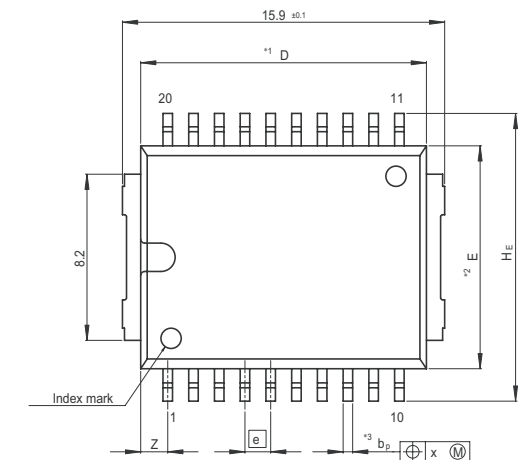
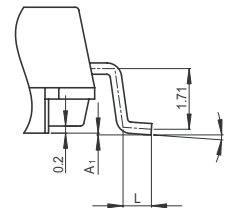


NOTE)

1. DIMENSIONS**1"AND**2" DO NOT INCLUDE MOLD FLASH.
2. DIMENSION**3"DOES NOT INCLUDE TRIM OFFSET.



Terminal cross section



Detail F

Reference Symbol	Dimension in Millimeters		
	Min	Nom	Max
D	13.95	14.1	14.25
E	10.9	11.0	11.1
A ₂	—	—	—
A ₁	0.01	0.05	0.10
A	—	—	3.6
b _p	0.40	0.47	0.53
b ₁	—	0.45	—
c	0.28	0.32	0.37
c ₁	—	0.30	—
θ	0°	—	8°
H _E	14.0	14.2	14.4
e	—	1.27	—
x	—	—	0.25
y	—	—	0.1
Z	—	—	1.8
L	0.65	0.8	0.95
L ₁	—	—	—