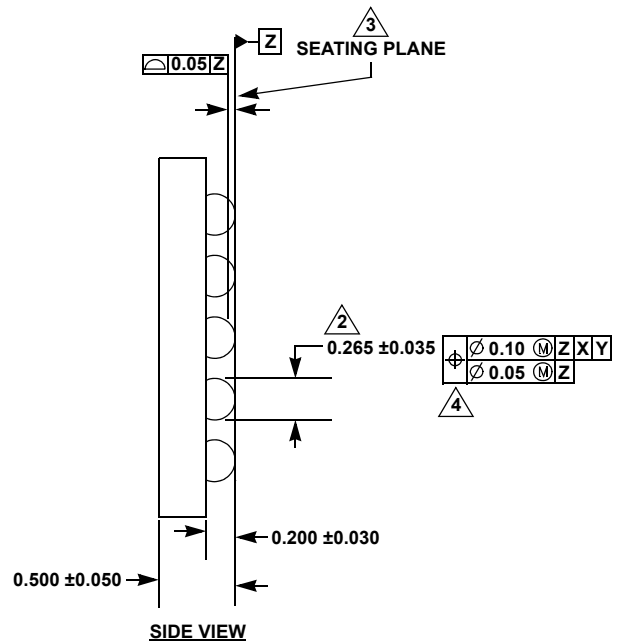
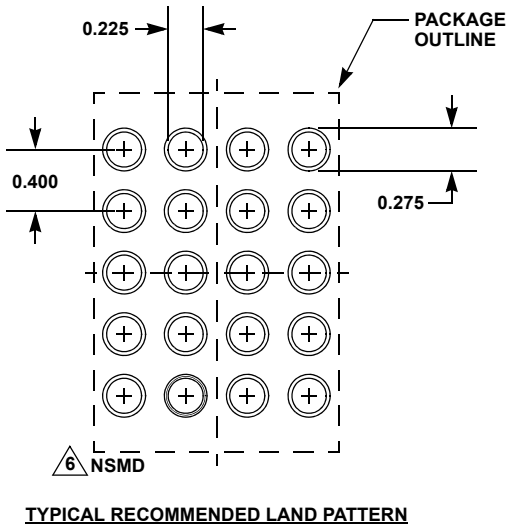
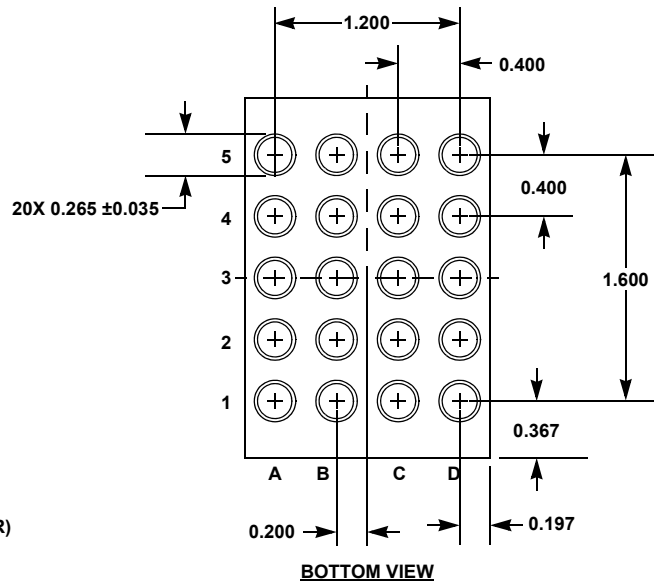
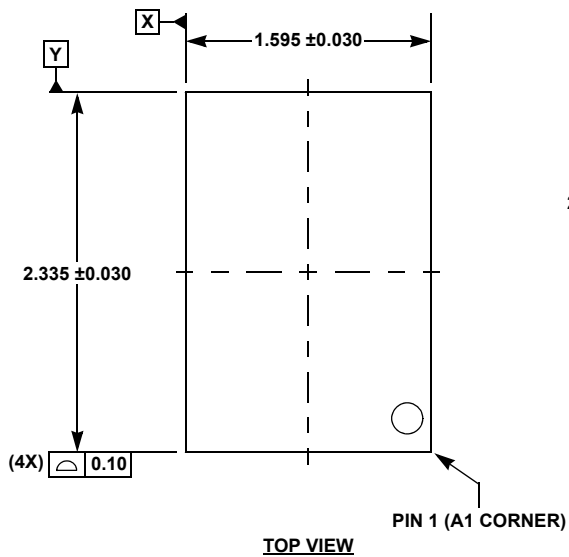


Package Outline Drawing

W4x5.20S

20 BALL WAFER LEVEL CHIP SCALE PACKAGE (WLCSP)

Rev 0, 12/16



NOTES:

- Dimensions and tolerance per ASME Y 14.5M - 1994.
- Dimension is measured at the maximum bump diameter parallel to primary datum Z.
- Primary datum Z and seating plane are defined by the spherical crowns of the bump.
- Bump position designation per JESD 95-1, SPP-010.
- All dimensions are in millimeters.
- NSMD refers to non-solder mask defined pad design per Intersil Techbrief www.intersil.com/content/dam/Intersil/documents/tb45/tb451.pdf