

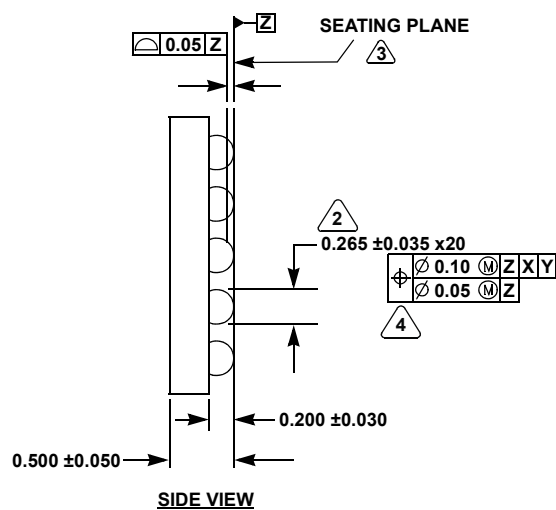
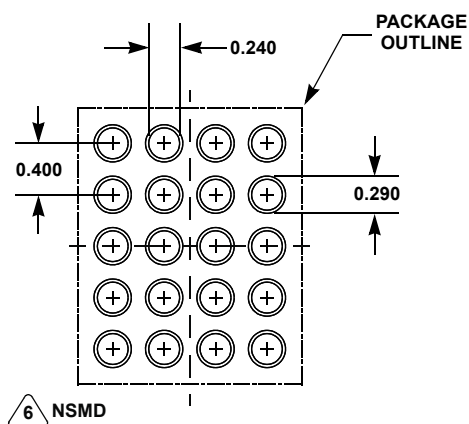
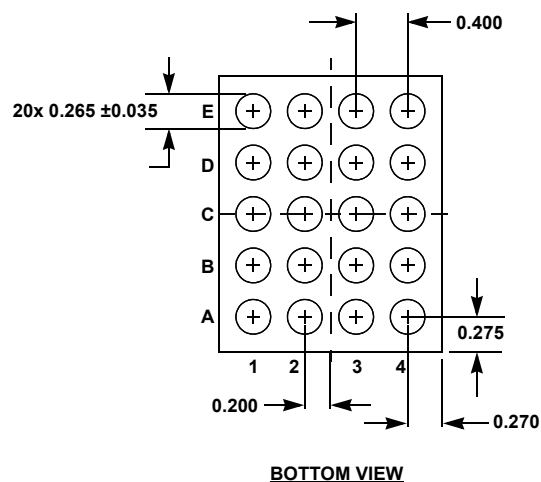
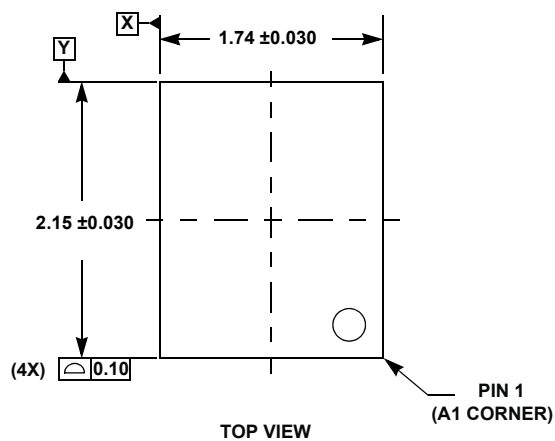
Plastic Packages for Integrated Circuits

Package Outline Drawing

W4x5.20M

20 BALL WAFER LEVEL CHIP SCALE PACKAGE (WLCSP 0.4mm PITCH)

Rev 0, 01/15



NOTES:

1. Dimensions and tolerance per ASMEY 14.5 - 1994.
- ② Dimension is measured at the maximum bump diameter parallel to primary datum Z.
- ③ Primary datum Z and seating plane are defined by the spherical crowns of the bump.
- ④ Bump position designation per JESD 95-1, SPP-010.
5. All dimensions are in millimeters.
- ⑥ NSMD refers to non-solder mask defined pad design per Intersil Techbrief [TB451](#).