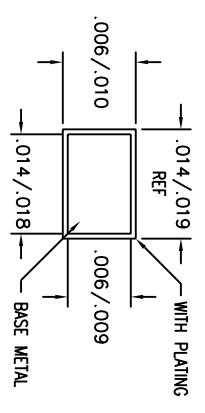
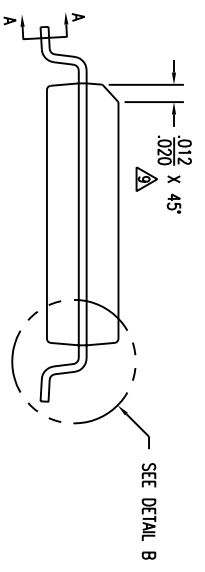
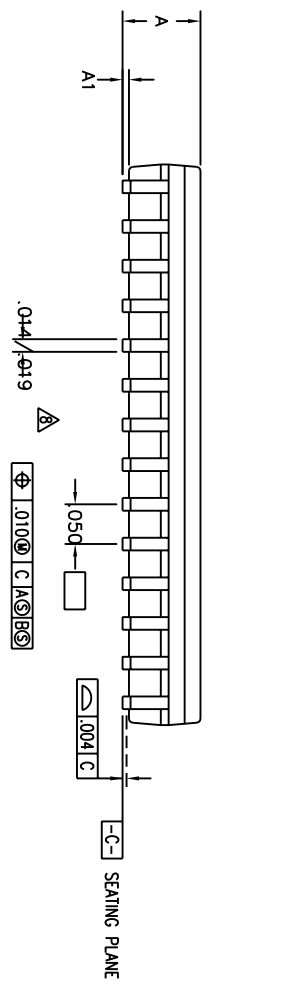
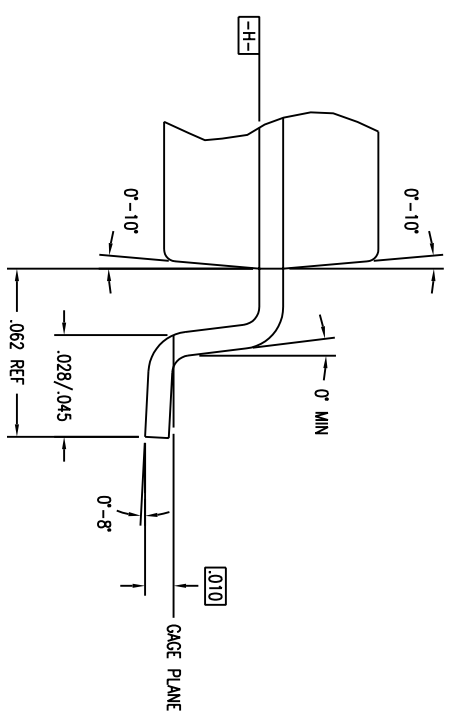
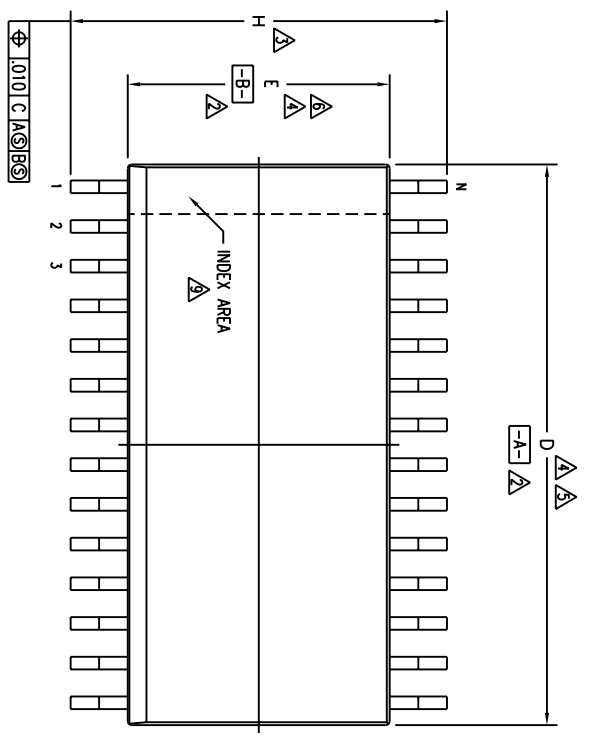


REVISIONS				
DCN	REV	DESCRIPTION	DATE	APPROVED
04	04	ADD "GREEN" PEG NOMENCLATURE	10/27/04	TU VU



SECTION A-A

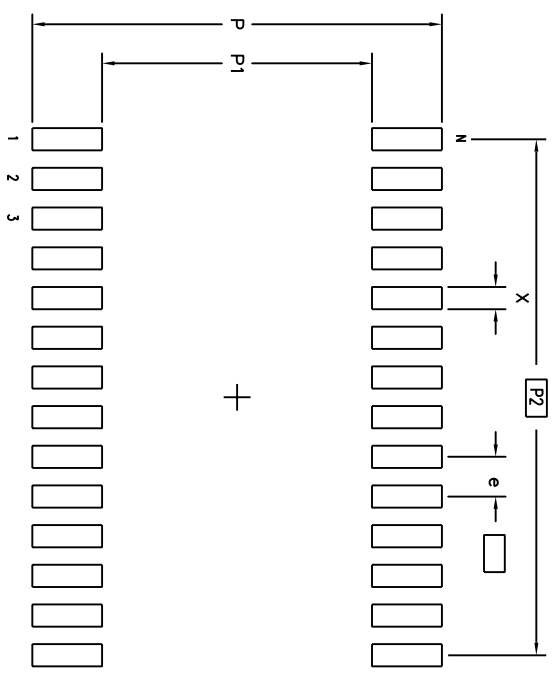
TOLERANCES UNLESS SPECIFIED		DRAWN BY	
DECIMAL	ANGULAR	DATE	
XXX	E	07/19/98	
XXXX			
XXXXX			
APPROVALS		TITLE	
DATE		PE/PEG PACKAGE OUTLINE	
07/19/98		.330" BODY WIDTH SOIC	
CHECKED		.050" PITCH	
		SIZE	DRAWING NO.
		C	PSC-4016
		DO NOT SCALE DRAWING	
		SHEET	1 OF 2

**IDT**  
 2975 Slender Way  
 Santa Clara, CA 95054  
 PHONE: (408) 727-6116  
 FAX: (408) 492-8674  
 WWW.IDT.COM

REVISIONS				
DCN	REV	DESCRIPTION	DATE	APPROVED
04	04	ADD "GREEN" PEG NOMENCLATURE	10/27/04	TU VU

SYMBOL	JEDEC VARIATION			NOMINAL
	AD			
L	MIN	NOM	MAX	
A	.110	.115	.120	
A1	.005	.010	.014	
D	.718	.723	.728	4.5
E	.340	.345	.350	4.6
H	.462	.470	.478	3
N	28			

### LAND PATTERN DIMENSIONS



	MIN	MAX
P	.512	.520
P1	.336	.344
P2	.650 BSC	
X	.024	.032
e	.050 BSC	
N	28	

### NOTES:

- ALL DIMENSIONING AND TOLERANCING CONFORM TO ANSI Y14.5M-1982
- DATUMS **-A-** AND **-B-** TO BE DETERMINED AT DATUM PLANE **-H-**
- DIMENSION H TO BE DETERMINED AT SEATING PLANE **-C-**
- DIMENSIONS D AND E ARE TO BE DETERMINED AT DATUM PLANE **-H-**
- DIMENSION D DOES NOT INCLUDE MOLD FLASH, PROTRUSIONS OR GATE BURRS. MOLD FLASH, PROTRUSIONS AND GATE BURRS SHALL NOT EXCEED .006 PER SIDE
- DIMENSION E DOES NOT INCLUDE INTERLEAD FLASH OR PROTRUSIONS. INTERLEAD FLASH OR PROTRUSIONS SHALL NOT EXCEED .010 PER SIDE
- THESE DIMENSIONS APPLY TO THE FLAT SECTION OF THE LEAD BETWEEN .005 AND .010 FROM LEAD TIP
- LEAD WIDTH DIMENSION DOES NOT INCLUDE DAMBAR PROTRUSION. ALLOWABLE DAMBAR PROTRUSION IS .004 IN EXCESS OF THE LEAD WIDTH DIMENSION AT MAXIMUM MATERIAL CONDITION. DAMBAR CANNOT BE LOCATED ON THE LOWER RADIUS OR THE FOOT
- THE CHAMFER ON THE PACKAGE BODY IS OPTIONAL. IF IT IS NOT PRESENT, A VISUAL INDEX FEATURE MUST BE LOCATED WITHIN THE ZONE INDICATED
- ALL DIMENSIONS ARE IN INCHES
- THIS OUTLINE CONFORMS TO JEDEC PUBLICATION 95 REGISTRATION MO-059, VARIATION AD. EXCEPTIONS: JEDEC MAXIMUM INTERLEAD FLASH OR PROTRUSIONS IS .006

TOLERANCES UNLESS SPECIFIED			
DECIMAL	ANGULAR	2975 Slender Way Santa Clara, CA 95054 PHONE: (408) 727-6116 FAX: (408) 492-8674	
XXX	F	WWW.IDT.COM	
XXXX		APPROVALS DATE	
XXXX		DRAWN 4d 07/19/98	
CHECKED		TITLE PE/PEG PACKAGE OUTLINE	
		.330" BODY WIDTH SOIC .050" PITCH	
		SIZE	DRAWING NO.
		C	PSC-4016
			REV
			04
DO NOT SCALE DRAWING		SHEET 2 OF 2	