

---

 AMD ZCU102 with Renesas ClockMatrix, ITU-T G.8273.4 APTS
 

---

## Contents

<b>1. Results Summary .....</b>	<b>3</b>
1.1 Notes on Single Path Operation .....	3
<b>2. Test Configuration.....</b>	<b>4</b>
<b>3. G.8273.4 APTS: Noise Generation (with PTP).....</b>	<b>5</b>
<b>4. ONEPPS Analysis .....</b>	<b>6</b>
4.1 CTE Analysis .....	7
4.2 DTE Analysis .....	8
4.3 DTEHF Analysis .....	9
<b>5. G.8273.4 APTS: Holdover (with PTP).....</b>	<b>10</b>
5.1 ONEPPS Analysis .....	11
5.2 MTIE Analysis.....	12
<b>6. G.8273.4 APTS: Noise Generation (with Oscillator) .....</b>	<b>13</b>
6.1 ONEPPS Analysis .....	14
6.2 CTE Analysis .....	15
6.3 DTE Analysis .....	16
6.4 DTEHF Analysis .....	17
<b>7. G.8273.4 APTS: Holdover (with Oscillator).....</b>	<b>18</b>
7.1 TIE Analysis.....	19
<b>8. G.8273.4 APTS: Noise Generation – Single Path (with PTP).....</b>	<b>20</b>
8.1 ONEPPS Analysis .....	21
8.2 CTE Analysis .....	22
8.3 DTE Analysis .....	23
8.4 DTEHF Analysis .....	24
<b>9. G.8273.4 APTS: Holdover – Single Path (with PTP).....</b>	<b>25</b>
9.1 ONEPPS Analysis .....	26
9.2 MTIE Analysis.....	27
<b>10. G.8273.4 APTS: Noise Generation – Single Path (with Oscillator).....</b>	<b>28</b>
10.1 ONEPPS Analysis .....	29
10.2 CTE Analysis .....	30
10.3 DTE Analysis .....	31
10.4 DTEHF Analysis .....	32
<b>11. G.8273.4 APTS: Holdover – Single Path (with Oscillator) .....</b>	<b>33</b>
11.1 ONEPPS Analysis .....	34
11.2 MTIE Analysis.....	35
<b>12. G.8273.4 APTS: Noise Tolerance – No BC’s High Stability PDV .....</b>	<b>36</b>
12.1 ONEPPS Analysis .....	37

- 13. **G.8273.4 APTS: Noise Tolerance – No BC’s Normal Stability PDV** .....38
  - 13.1 ONEPPS Analysis .....39
- 14. **G.8273.4 APTS: Noise Tolerance – With BC’s High Stability PDV** .....40
  - 14.1 ONEPPS Analysis .....41
- 15. **G.8273.4 APTS: Noise Tolerance – With BC’s Normal Stability PDV** .....42
  - 15.1 ONEPPS Analysis .....43
- 16. **G.8273.4 APTS: Noise Tolerance – ITU-T G.8271.2 PDV Pattern** .....44
  - 16.1 ONEPPS Analysis .....45
  - 16.2 FILTEREDTIMEERROR Analysis .....46
- 17. **G.8273.4 APTS: Noise Tolerance – No BC’s High Stability PDV – Single Path** .....47
  - 17.1 ONEPPS Analysis .....48
- 18. **G.8273.4 APTS: Noise Tolerance – No BC’s Normal Stability PDV – Single Path**.....49
  - 18.1 ONEPPS Analysis .....50
- 19. **G.8273.4 APTS: Noise Tolerance – ITU-T G.8271.2 PDV Pattern – Single Path**.....51
  - 19.1 ONEPPS Analysis .....52
  - 19.2 FILTEREDTIMEERROR Analysis .....53
- 20. **Revision History** .....54

# 1. Results Summary

Standard	Test Case	Results
G.8273.4 APTS	Noise Generation – PTP	Pass
G.8273.4 APTS	Holdover – PTP	Pass
G.8273.4 APTS	Noise Generation (with Oscillator)	Pass
G.8273.4 APTS	Holdover (with Oscillator)	Pass
G.8273.4 APTS	Noise Generation – Single Path (with PTP)	Pass
G.8273.4 APTS	Holdover – Single Path (with PTP)	Pass
G.8273.4 APTS	Noise Generation – Single Path (with Oscillator)	Pass
G.8273.4 APTS	Holdover – Single Path (with Oscillator)	Pass
G.8273.4 APTS	Noise Tolerance – No BC’s High Stability PDV	Pass
G.8273.4 APTS	Noise Tolerance – No BC’s Normal Stability PDV	Pass
G.8273.4 APTS	Noise Tolerance – With BC’s High Stability PDV	Pass
G.8273.4 APTS	Noise Tolerance – With BC’s Normal Stability PDV	Pass
G.8273.4 APTS	Noise Tolerance – ITU-T G.8271.2 PDV Pattern	Pass
G.8273.4 APTS	Noise Tolerance – No BC’s High Stability PDV – Single Path	Pass
G.8273.4 APTS	Noise Tolerance – No BC’s Normal Stability PDV – Single Path	Pass
G.8273.4 APTS	Noise Tolerance – ITU-T G.8271.2 PDV Pattern – Single Path	Pass

## 1.1 Notes on Single Path Operation

When operating in single path mode, only the Sync packets from the master are used for timing. This results in an unknown floor delay. In PTS mode a floor delay is manually entered by the user in the PCM4L Json file:

```
"floorDelayEstimateSeconds": 0.000008800,
```

The test description contains the floor delay estimate used in each case. The floor delay estimate changes depending on the PDV pattern being tested as well as the inherent delay in the measurement device.

PDV noise cases “With BC’s Normal Stability” and “With BC’s High Stability” were omitted as they are not applicable to the Single Path use case.

## 2. Test Configuration

Table 1. Test Configuration

Device Under Test	AMD + CM
Oscillator	Rakon M6141 MiniOcxo
1pps Source	Symmetricom TP5000
Instrument	Paragon Neo
Instrument Serial Number	00036081
Ethernet Interface	Optical

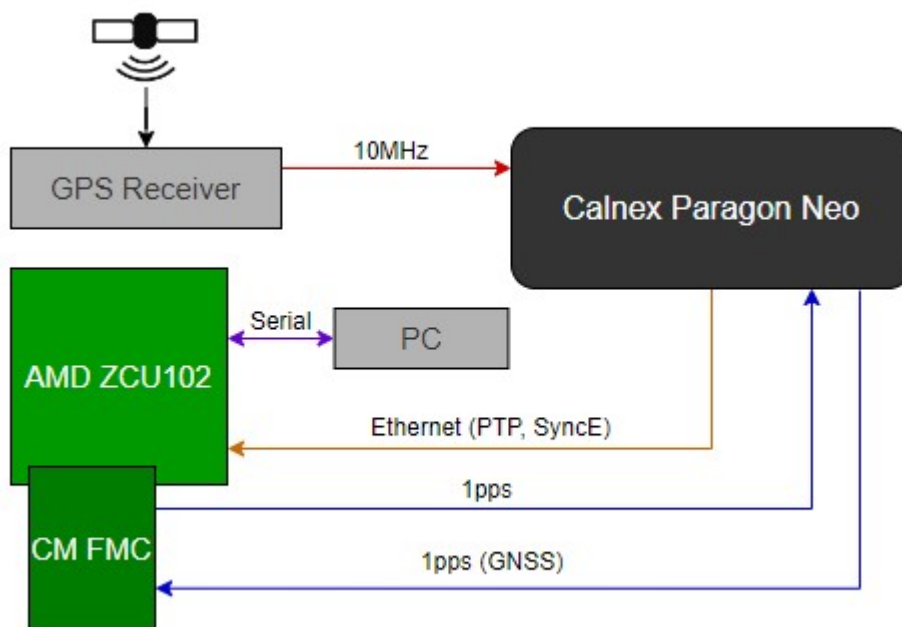


Figure 1. Equipment Configuration

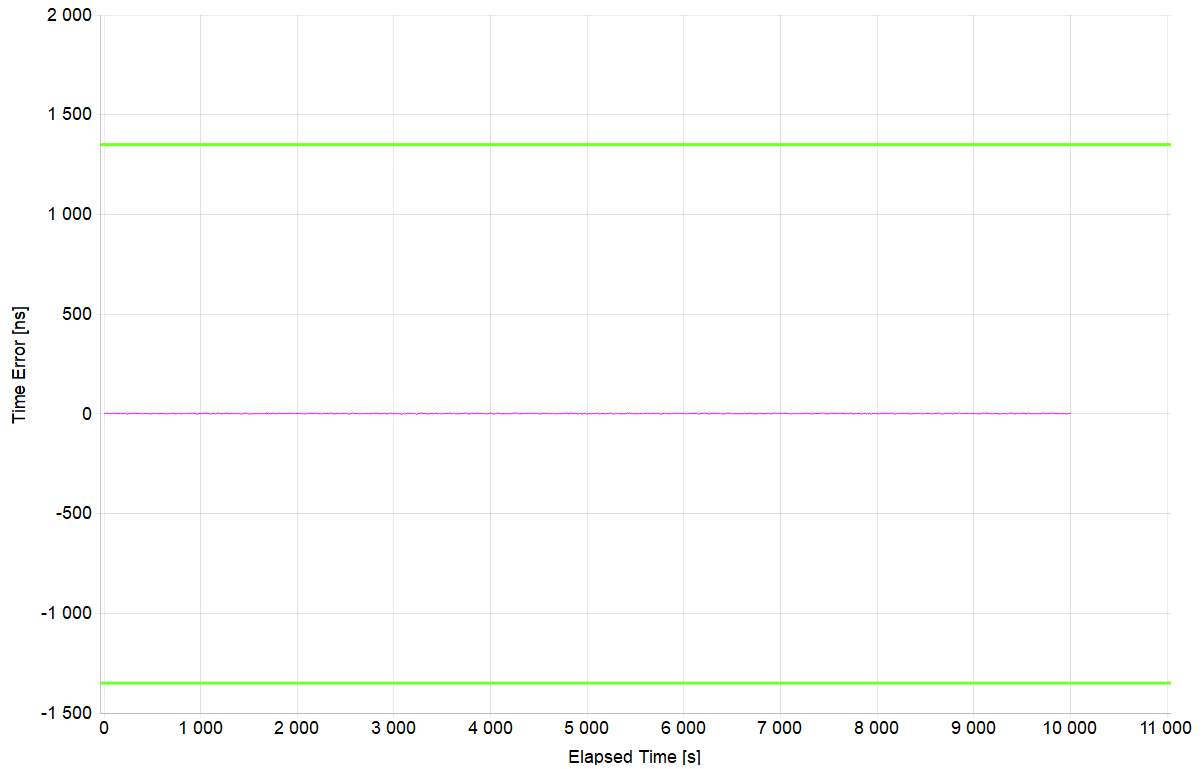
### 3. G.8273.4 APTS: Noise Generation (with PTP)

<b>Test Description</b>	Noise Generation
<b>Report Date</b>	22-10-18_08-30-41
<b>Packet Rate (pkt/s)</b>	16
<b>Test Duration</b>	02:46:40
<b>Time to Phase Lock (s)</b>	6

<b>All Mask Results</b>	<b>Pass</b>
<b>Mask ONEPPS</b>	1.35μs
<b>Mask ONEPPS Result</b>	<b>Pass</b>
<b>Mask CTE</b>	0.02μs
<b>Mask CTE Result</b>	<b>Pass</b>
<b>Mask DTE</b>	0.2μs
<b>Mask DTE Result</b>	<b>Pass</b>
<b>Mask DTEHF</b>	-
<b>Mask DTEHF Result</b>	No Mask

## 4. ONEPPS Analysis

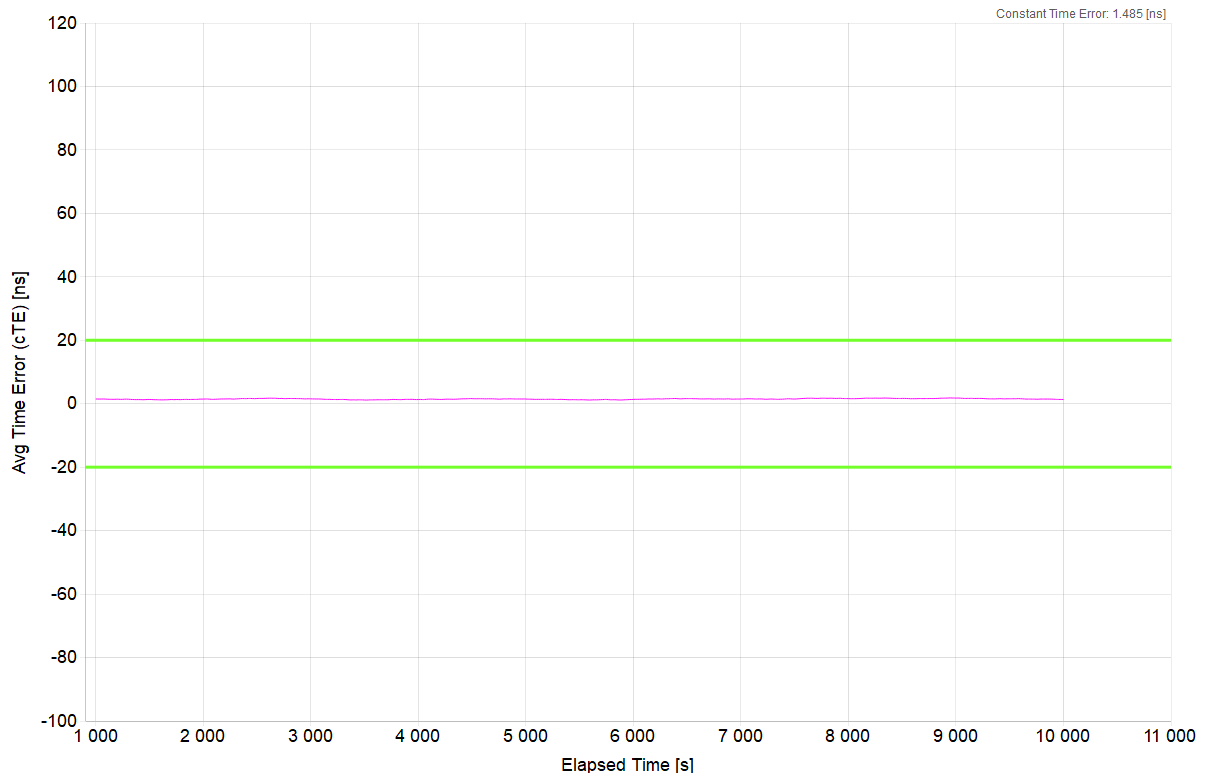
<b>Offset Removal Applied</b>	Off
<b>Zero Offset</b>	2.197ns



<b>Mean [ns]</b>	1.489
<b>Min [ns]</b>	-3.303
<b>Max [ns]</b>	6.197
<b>Max-Min [ns]</b>	9.5

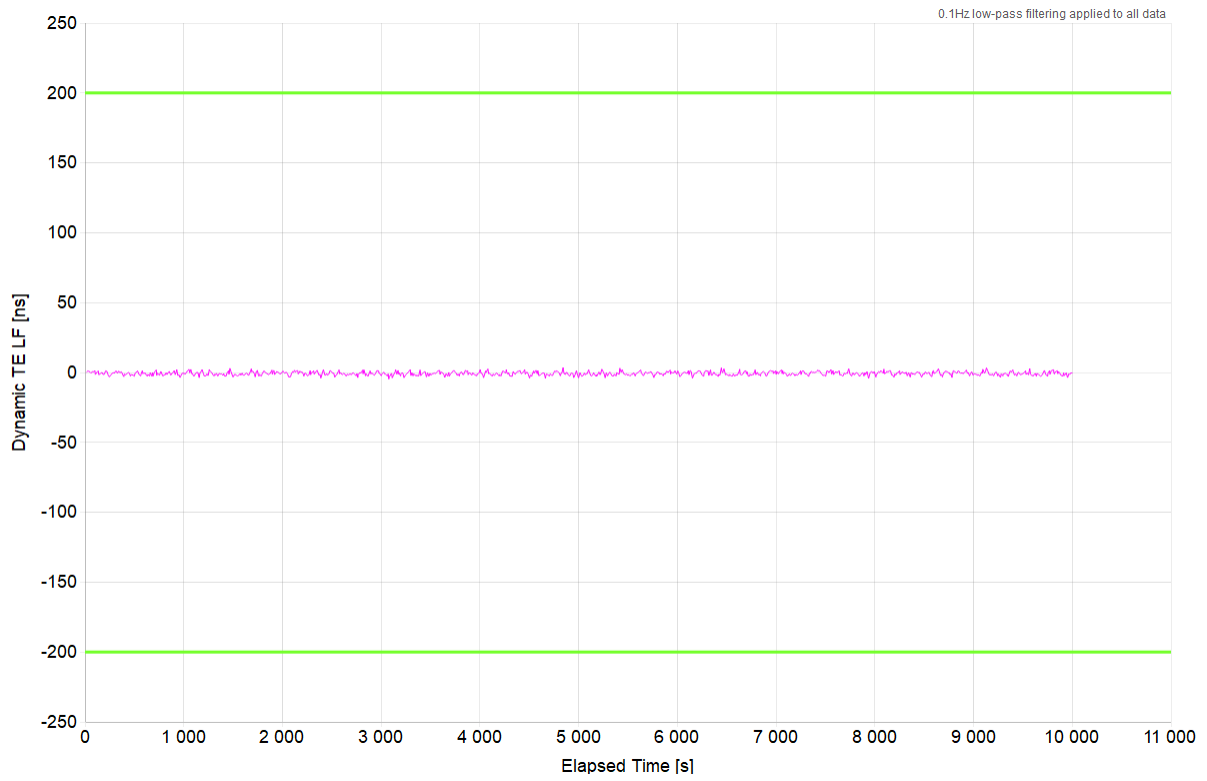
### 4.1 CTE Analysis

<b>Averaging Time (s)</b>	1000
---------------------------	------



<b>Constant Time Error [ns]</b>	1.485
<b>Min [ns]</b>	1.157
<b>Max [ns]</b>	1.832
<b>Max-Min [ns]</b>	0.676

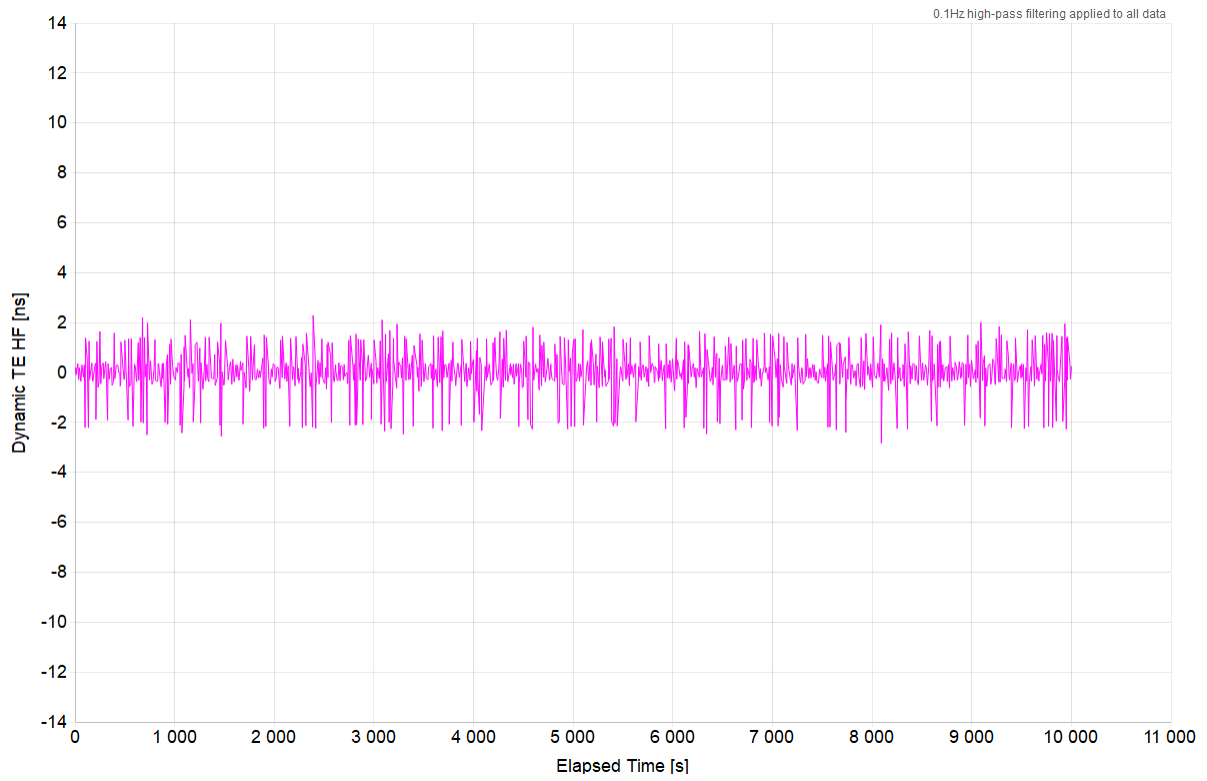
## 4.2 DTE Analysis



<b>Mean [ns]</b>	-0.709
<b>Min [ns]</b>	-4.708
<b>Max [ns]</b>	3.548
<b>Max-Min [ns]</b>	8.256



### 4.3 DTEHF Analysis



<b>Mean [ns]</b>	0
<b>Min [ns]</b>	-2.832
<b>Max [ns]</b>	2.285
<b>Max-Min [ns]</b>	5.118

## 5. G.8273.4 APTS: Holdover (with PTP)

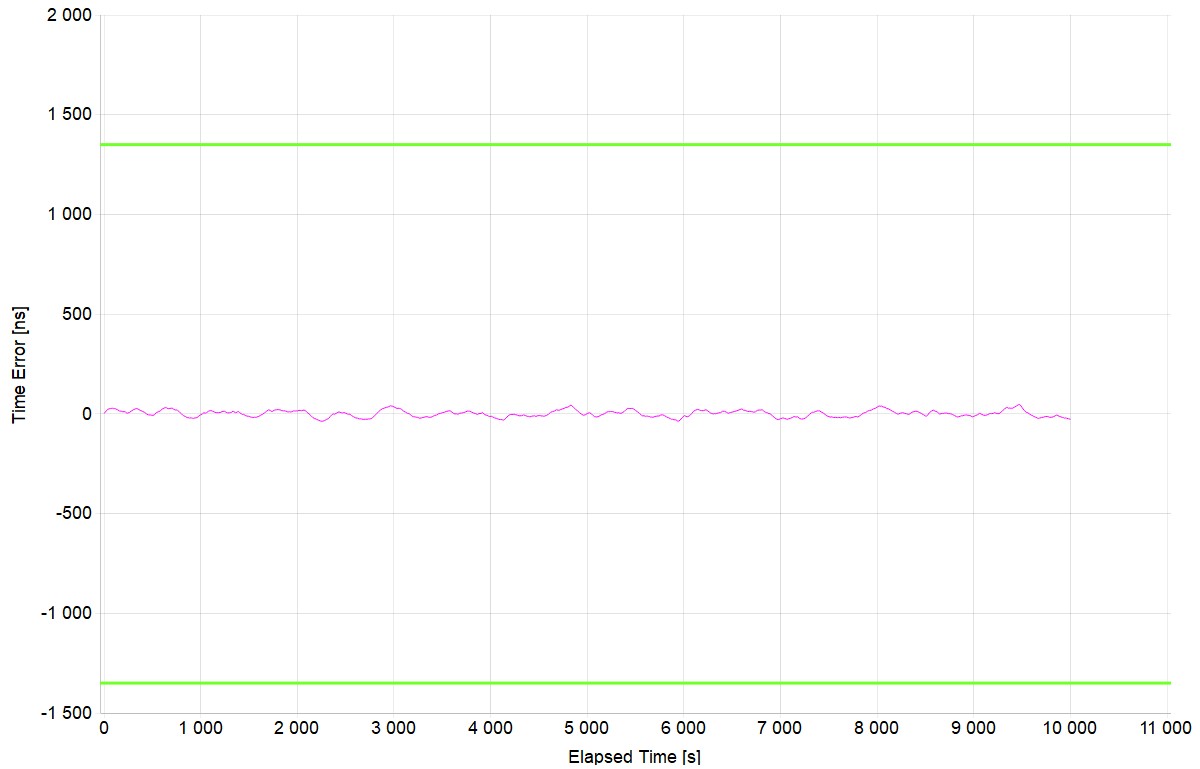
<b>Test Description</b>	Holdover
<b>Report Date</b>	22-10-18_08-30-41
<b>Packet Rate (pkt/s)</b>	16
<b>Test Duration</b>	02:46:40
<b>Time to Phase Lock (s)</b>	N/A

<b>All Mask Results</b>	<b>Pass</b>
<b>Mask ONEPPS</b>	1.35 $\mu$ s
<b>Mask ONEPPS Result</b>	<b>Pass</b>
<b>Mask MTIE</b>	G.8273.4 APTS Holdover (PTP) Const. Temp.
<b>Mask MTIE Result</b>	<b>Pass</b>

1. This test is a continuation of the previous Noise Generation test. This allows for an appropriate amount of settling time before collecting holdover data (10 000s). The results are split because holdover requires a different mask than noise generation.

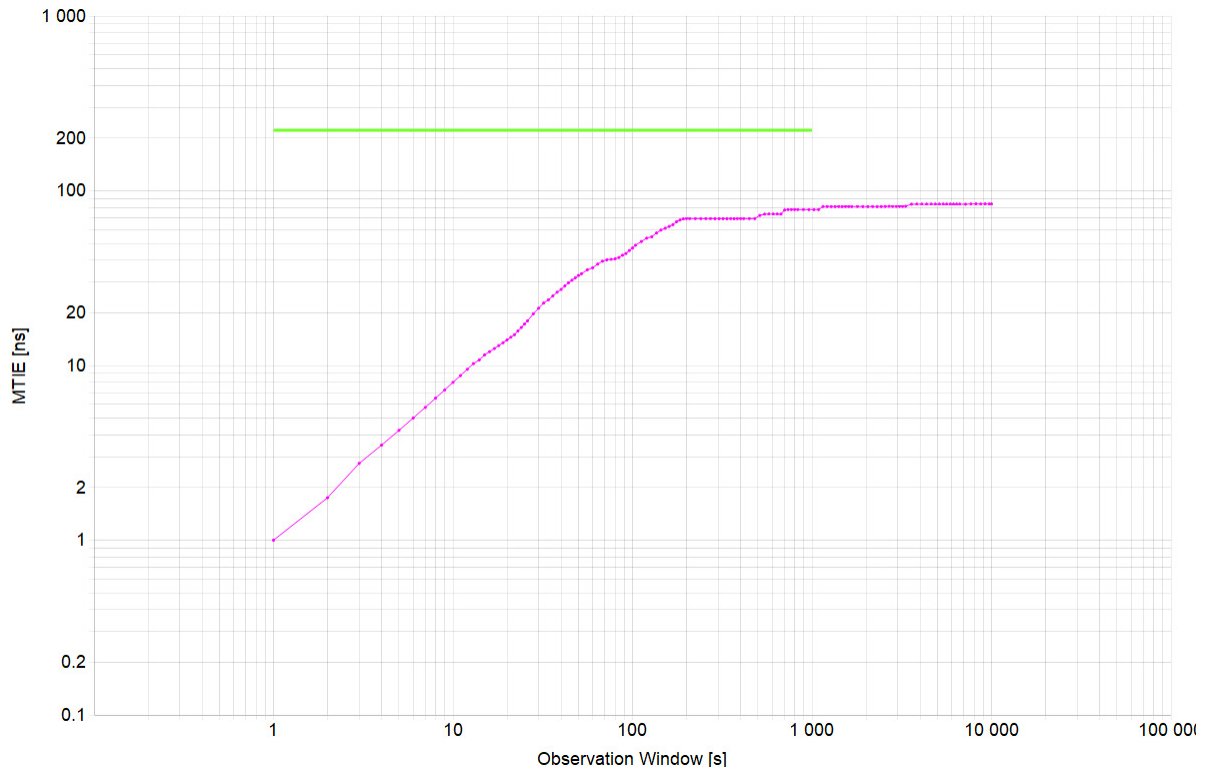
## 5.1 ONEPPS Analysis

<b>Offset Removal Applied</b>	Off
<b>Zero Offset</b>	2.197ns



<b>Mean [ns]</b>	1.244
<b>Min [ns]</b>	-37.553
<b>Max [ns]</b>	46.447
<b>Max-Min [ns]</b>	84

## 5.2 MTIE Analysis



<b>Min [ns]</b>	1
<b>Max [ns]</b>	84
<b>Max-Min [ns]</b>	83

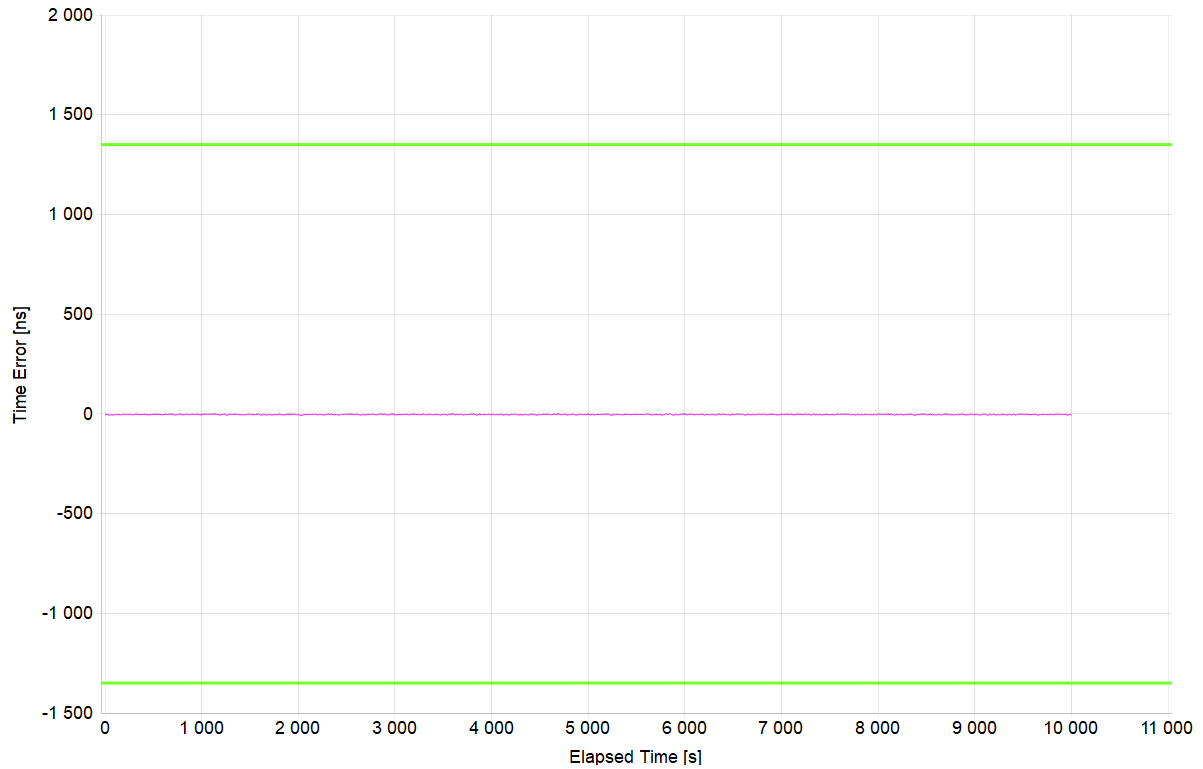
## 6. G.8273.4 APTS: Noise Generation (with Oscillator)

<b>Test Description</b>	Noise Generation
<b>Report Date</b>	22-04-28_17-01-53
<b>Packet Rate (pkt/s)</b>	16
<b>Test Duration</b>	02:46:40
<b>Time to Phase Lock (s)</b>	4

<b>All Mask Results</b>	<b>Pass</b>
<b>Mask ONEPPS</b>	1.35μs
<b>Mask ONEPPS Result</b>	<b>Pass</b>
<b>Mask CTE</b>	0.02μs
<b>Mask CTE Result</b>	<b>Pass</b>
<b>Mask DTE</b>	0.2μs
<b>Mask DTE Result</b>	<b>Pass</b>
<b>Mask DTEHF</b>	-
<b>Mask DTEHF Result</b>	No Mask

## 6.1 ONEPPS Analysis

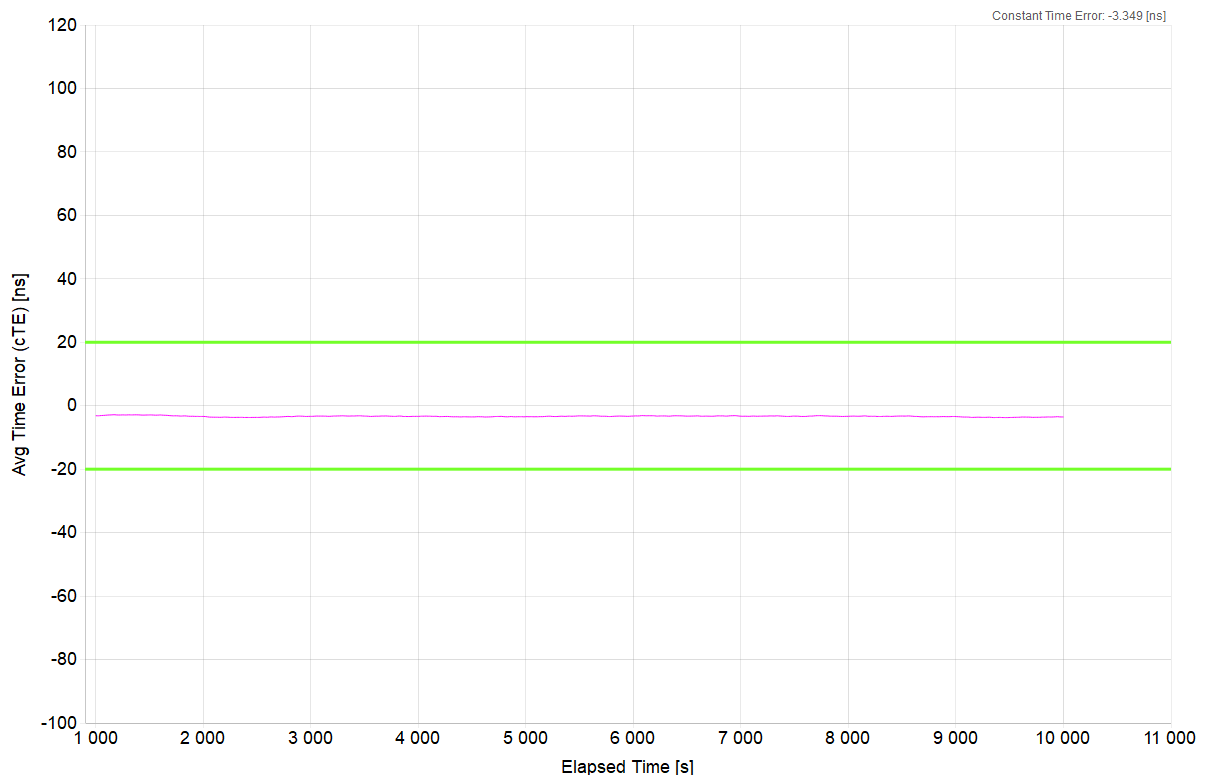
<b>Offset Removal Applied</b>	Off
<b>Zero Offset</b>	-4.703ns



<b>Mean [ns]</b>	-3.355
<b>Min [ns]</b>	-8.453
<b>Max [ns]</b>	1.797
<b>Max-Min [ns]</b>	10.25

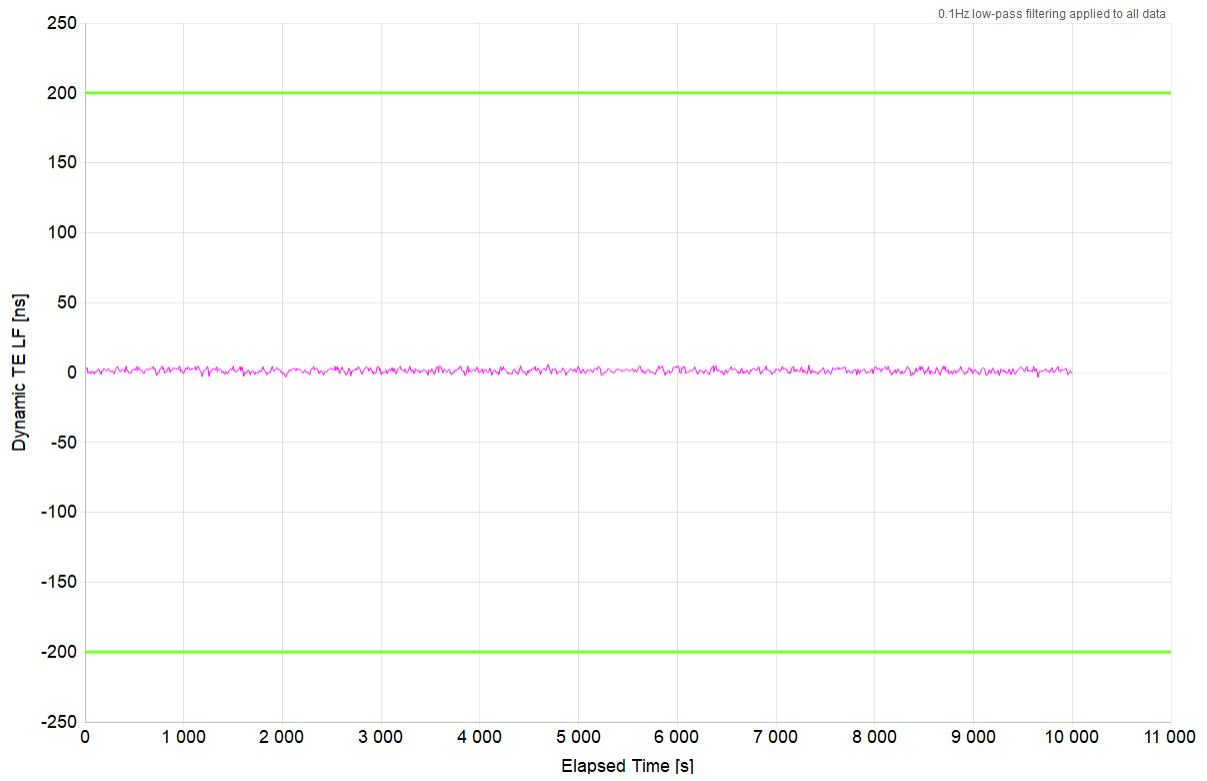
## 6.2 CTE Analysis

<b>Averaging Time (s)</b>	1000
---------------------------	------



<b>Constant Time Error [ns]</b>	-3.349
<b>Min [ns]</b>	-3.746
<b>Max [ns]</b>	-2.843
<b>Max-Min [ns]</b>	0.903

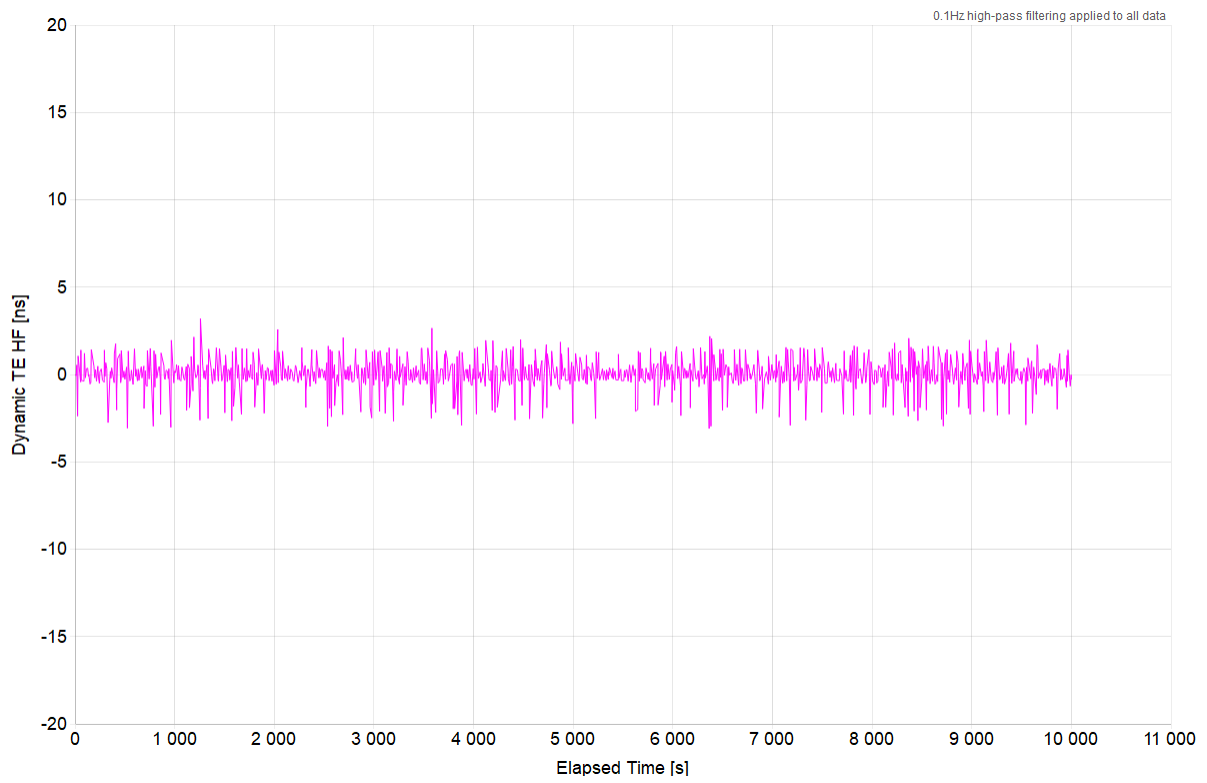
### 6.3 DTE Analysis



<b>Mean [ns]</b>	1.348
<b>Min [ns]</b>	-3.507
<b>Max [ns]</b>	5.843
<b>Max-Min [ns]</b>	9.35



## 6.4 DTEHF Analysis



<b>Mean [ns]</b>	0
<b>Min [ns]</b>	-3.097
<b>Max [ns]</b>	3.191
<b>Max-Min [ns]</b>	6.289

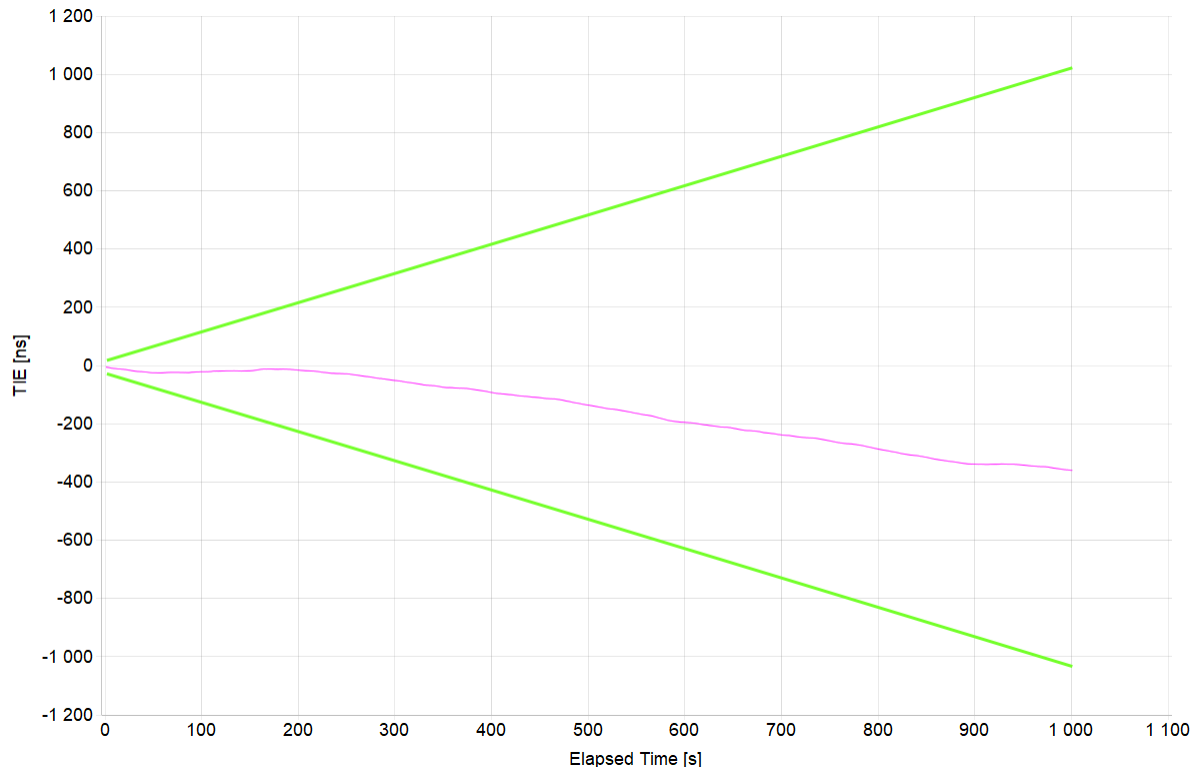
## 7. G.8273.4 APTS: Holdover (with Oscillator)

<b>Test Description</b>	Holdover (with Oscillator)
<b>Report Date</b>	22-04-28_17-01-53
<b>Packet Rate (pkt/s)</b>	16
<b>Test Duration</b>	00:16:40
<b>Time to Phase Lock (s)</b>	4

<b>All Mask Results</b>	<b>Pass</b>
<b>Mask TIE</b>	G.8273.4 APTS Holdover (Oscillator) Const. Temp.
<b>Mask TIE Result</b>	<b>Pass</b>

1. This test is a continuation of the previous Noise Generation test. This allows for an appropriate amount of settling time before collecting holdover data (10 000s). The results are split because holdover requires a different mask than noise generation. Both GNSS and PTP are disconnected connected during Holdover.

## 7.1 TIE Analysis



<b>Mean [ns]</b>	-155.812
<b>Min [ns]</b>	-359.953
<b>Max [ns]</b>	-5.703
<b>Max-Min [ns]</b>	354.25

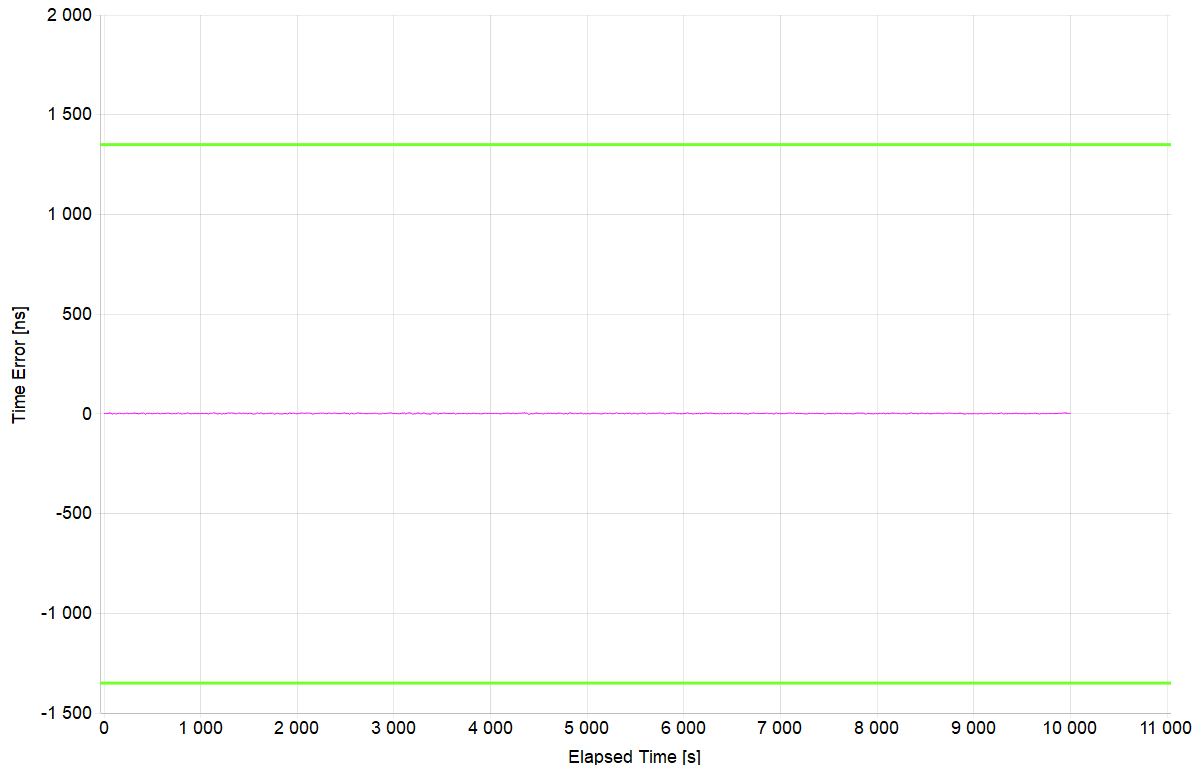
## 8. G.8273.4 APTS: Noise Generation – Single Path (with PTP)

<b>Test Description</b>	Noise Generation – Single Path
<b>Report Date</b>	22-10-18_08-30-41
<b>Packet Rate (pkt/s)</b>	16
<b>Test Duration</b>	02:46:40
<b>Time to Phase Lock (s)</b>	4

<b>All Mask Results</b>	<b>Pass</b>
<b>Mask ONEPPS</b>	1.35μs
<b>Mask ONEPPS Result</b>	<b>Pass</b>
<b>Mask CTE</b>	0.02μs
<b>Mask CTE Result</b>	<b>Pass</b>
<b>Mask DTE</b>	0.2μs
<b>Mask DTE Result</b>	<b>Pass</b>
<b>Mask DTEHF</b>	-
<b>Mask DTEHF Result</b>	No Mask

## 8.1 ONEPPS Analysis

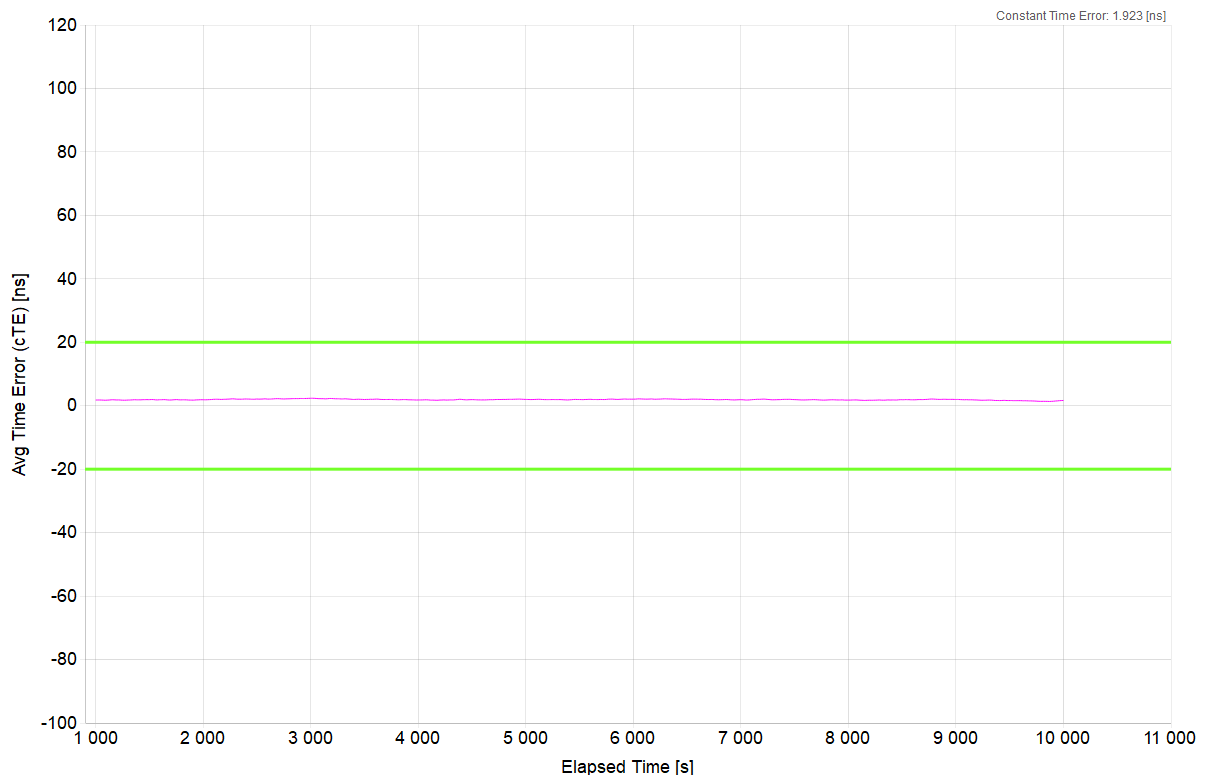
Offset Removal Applied	Off
Zero Offset	1.697ns



Mean [ns]	1.919
Min [ns]	-2.803
Max [ns]	5.697
Max-Min [ns]	8.5

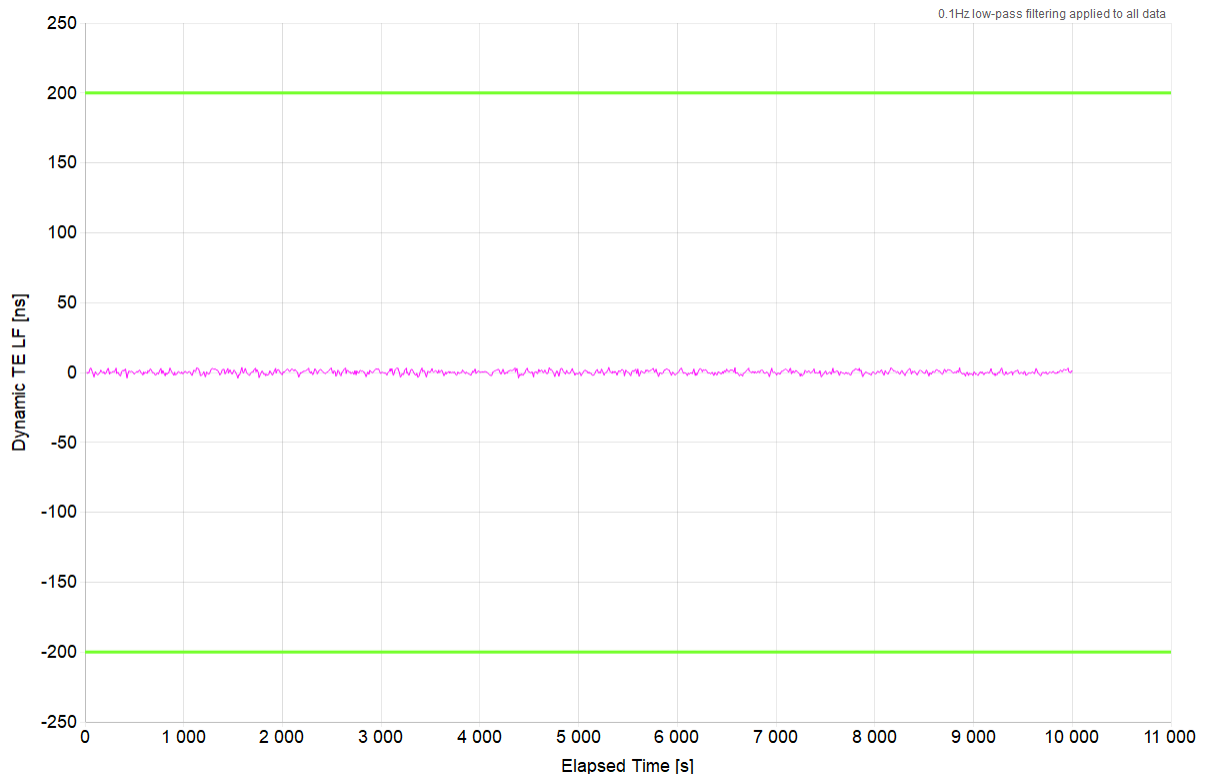
## 8.2 CTE Analysis

<b>Averaging Time (s)</b>	1000
---------------------------	------



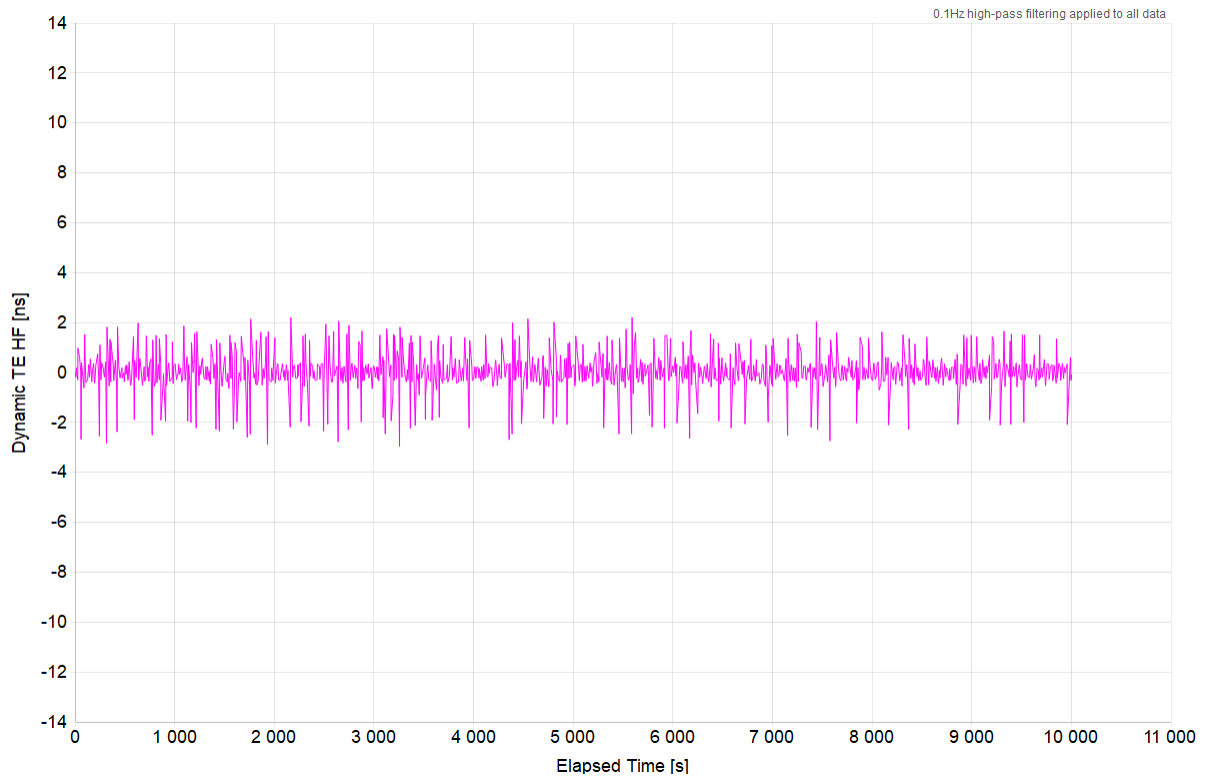
<b>Constant Time Error [ns]</b>	1.923
<b>Min [ns]</b>	1.347
<b>Max [ns]</b>	2.349
<b>Max-Min [ns]</b>	1.002

### 8.3 DTE Analysis



<b>Mean [ns]</b>	0.222
<b>Min [ns]</b>	-4.098
<b>Max [ns]</b>	3.674
<b>Max-Min [ns]</b>	7.771

## 8.4 DTEHF Analysis



<b>Mean [ns]</b>	0
<b>Min [ns]</b>	-2.969
<b>Max [ns]</b>	2.205
<b>Max-Min [ns]</b>	5.174



## 9. G.8273.4 APTS: Holdover – Single Path (with PTP)

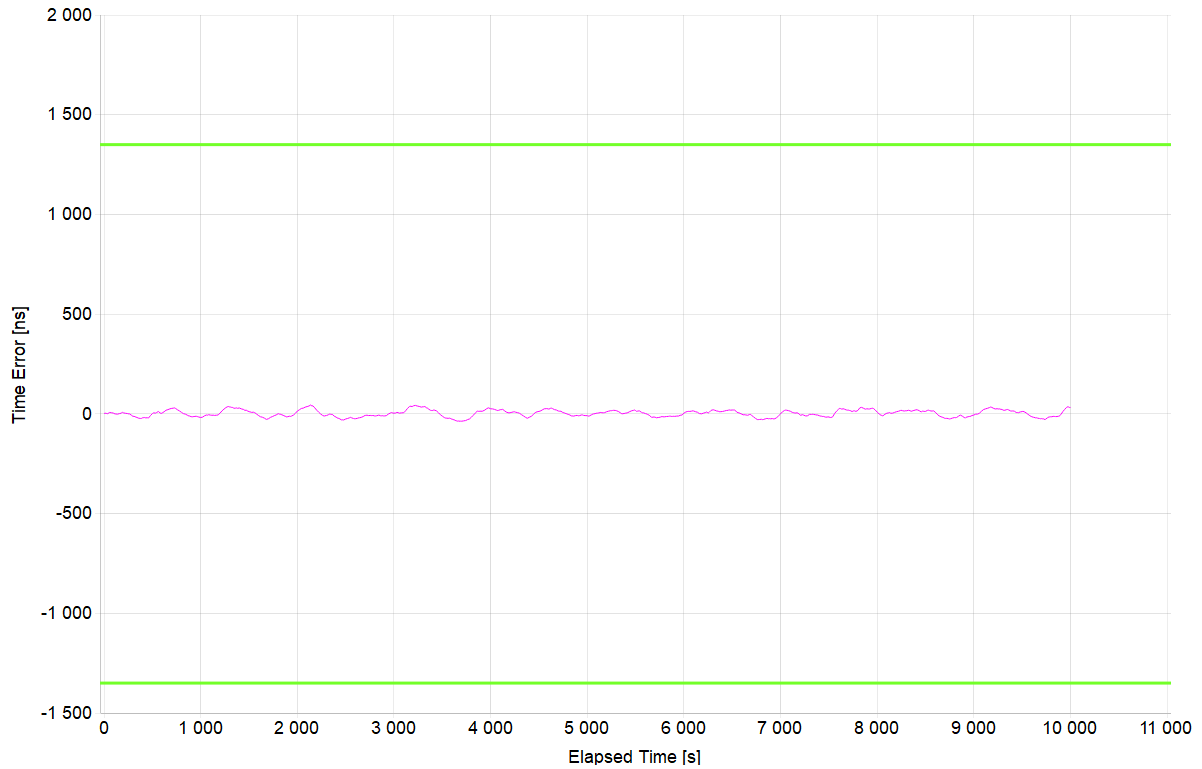
<b>Test Description</b>	Holdover – Single Path
<b>Report Date</b>	22-10-18_08-30-41
<b>Packet Rate (pkt/s)</b>	16
<b>Test Duration</b>	02:46:40
<b>Time to Phase Lock (s)</b>	N/A

<b>All Mask Results</b>	<b>Pass</b>
<b>Mask ONEPPS</b>	1.35µs
<b>Mask ONEPPS Result</b>	<b>Pass</b>
<b>Mask MTIE</b>	G.8273.4 APTS Holdover (PTP) Const. Temp.
<b>Mask MTIE Result</b>	<b>Pass</b>

1. This test is a continuation of the previous Noise Generation test. This allows for an appropriate amount of settling time before collecting holdover data (10 000s). The results are split because holdover requires a different mask than noise generation.

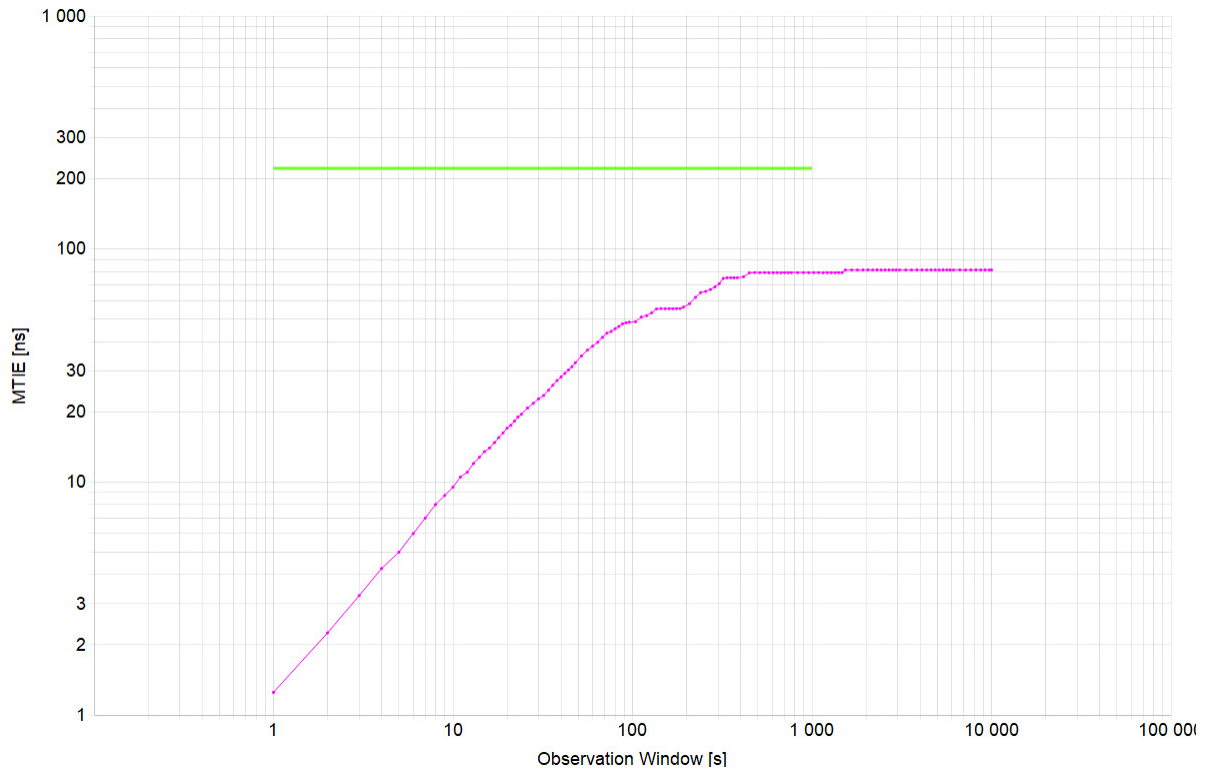
## 9.1 ONEPPS Analysis

<b>Offset Removal Applied</b>	Off
<b>Zero Offset</b>	2.197ns



<b>Mean [ns]</b>	2.357
<b>Min [ns]</b>	-36.803
<b>Max [ns]</b>	44.447
<b>Max-Min [ns]</b>	81.25

## 9.2 MTIE Analysis



<b>Min [ns]</b>	1.25
<b>Max [ns]</b>	81.25
<b>Max-Min [ns]</b>	80

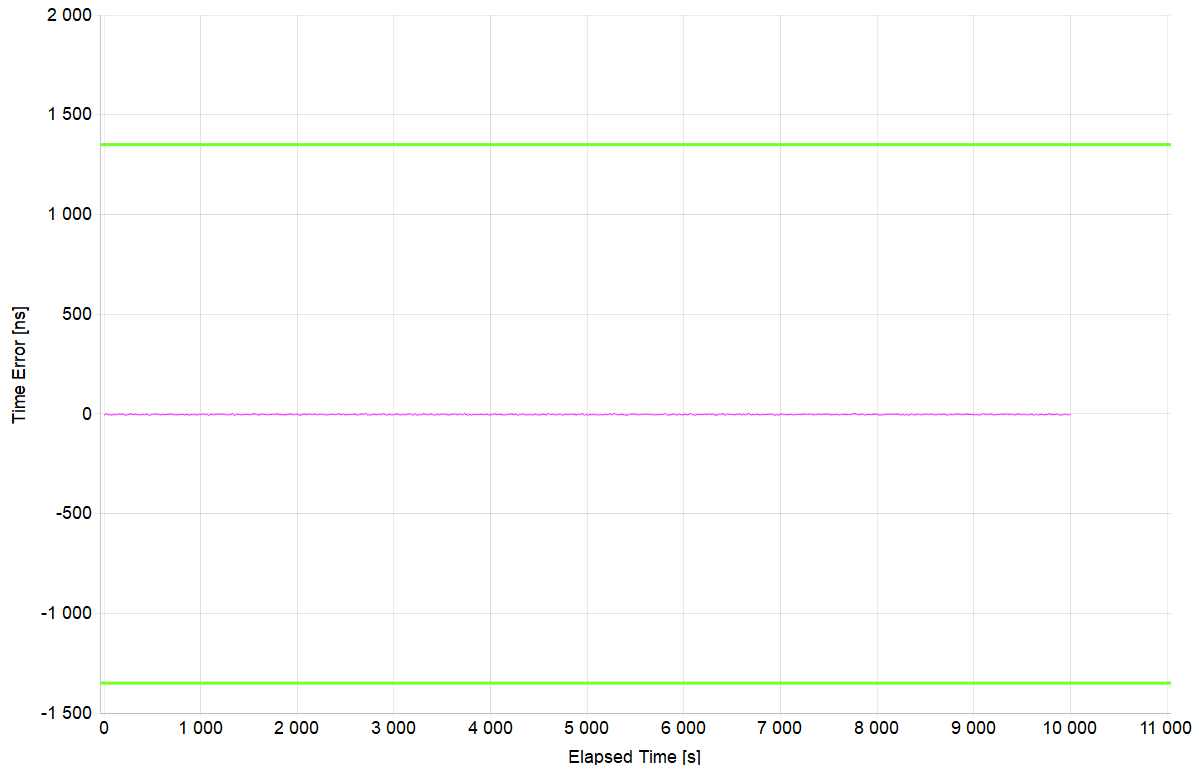
## 10. G.8273.4 APTS: Noise Generation – Single Path (with Oscillator)

<b>Test Description</b>	Noise Generation
<b>Report Date</b>	22-04-29_10-17-08
<b>Packet Rate (pkt/s)</b>	16
<b>Test Duration</b>	02:46:40
<b>Time to Phase Lock (s)</b>	4

<b>All Mask Results</b>	<b>Pass</b>
<b>Mask ONEPPS</b>	1.35μs
<b>Mask ONEPPS Result</b>	<b>Pass</b>
<b>Mask CTE</b>	0.02μs
<b>Mask CTE Result</b>	<b>Pass</b>
<b>Mask DTE</b>	0.2μs
<b>Mask DTE Result</b>	<b>Pass</b>
<b>Mask DTEHF</b>	-
<b>Mask DTEHF Result</b>	No Mask

### 10.1 ONEPPS Analysis

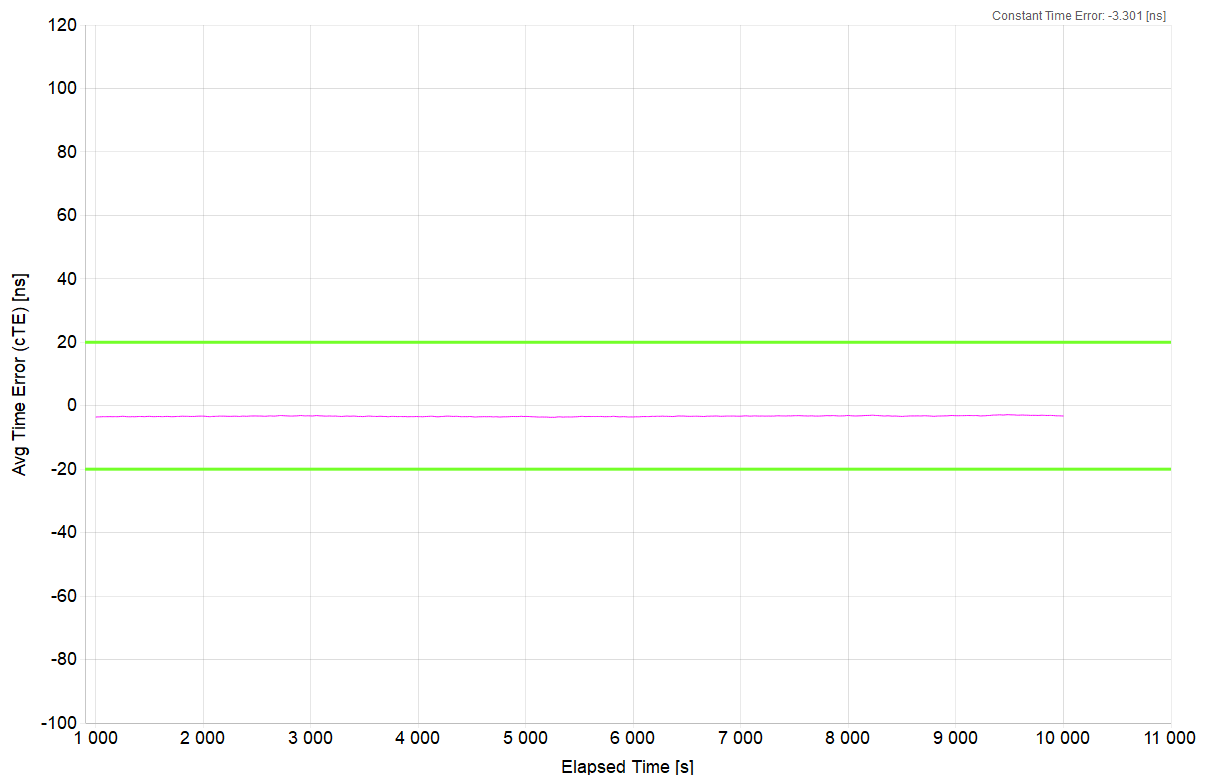
<b>Offset Removal Applied</b>	Off
<b>Zero Offset</b>	-5.953ns



<b>Mean [ns]</b>	-3.318
<b>Min [ns]</b>	-8.703
<b>Max [ns]</b>	3.547
<b>Max-Min [ns]</b>	12.25

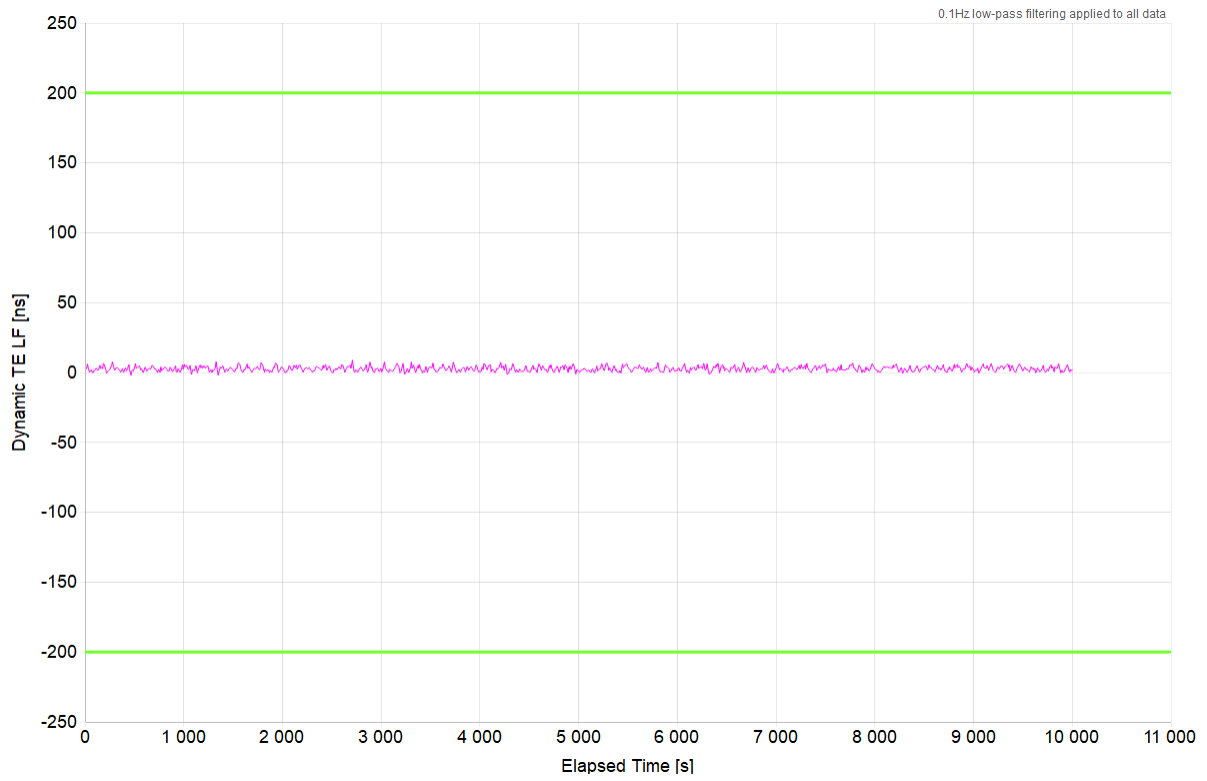
## 10.2 CTE Analysis

<b>Averaging Time (s)</b>	1000
---------------------------	------



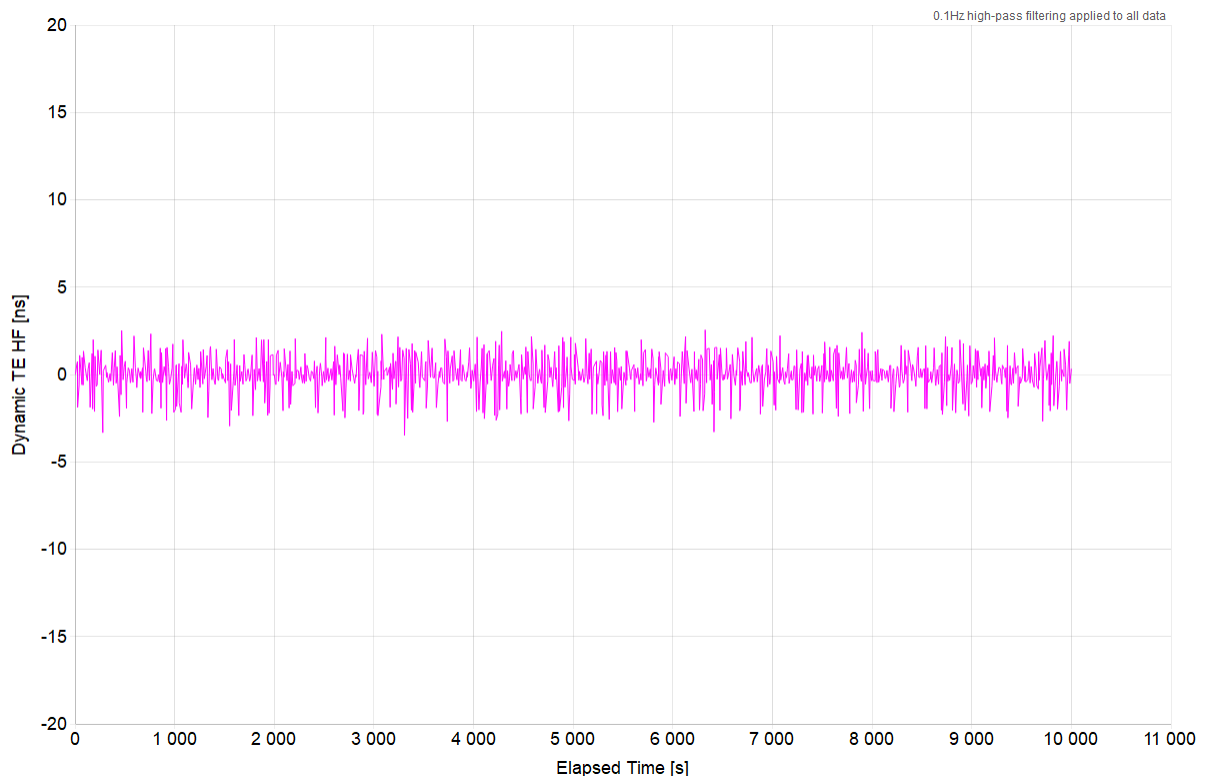
<b>Constant Time Error [ns]</b>	-3.301
<b>Min [ns]</b>	-3.666
<b>Max [ns]</b>	-2.822
<b>Max-Min [ns]</b>	0.845

### 10.3 DTE Analysis



<b>Mean [ns]</b>	2.638
<b>Min [ns]</b>	-2.008
<b>Max [ns]</b>	8.816
<b>Max-Min [ns]</b>	10.824

## 10.4 DTEHF Analysis



<b>Mean [ns]</b>	0
<b>Min [ns]</b>	-3.492
<b>Max [ns]</b>	2.551
<b>Max-Min [ns]</b>	6.042



## 11. G.8273.4 APTS: Holdover – Single Path (with Oscillator)

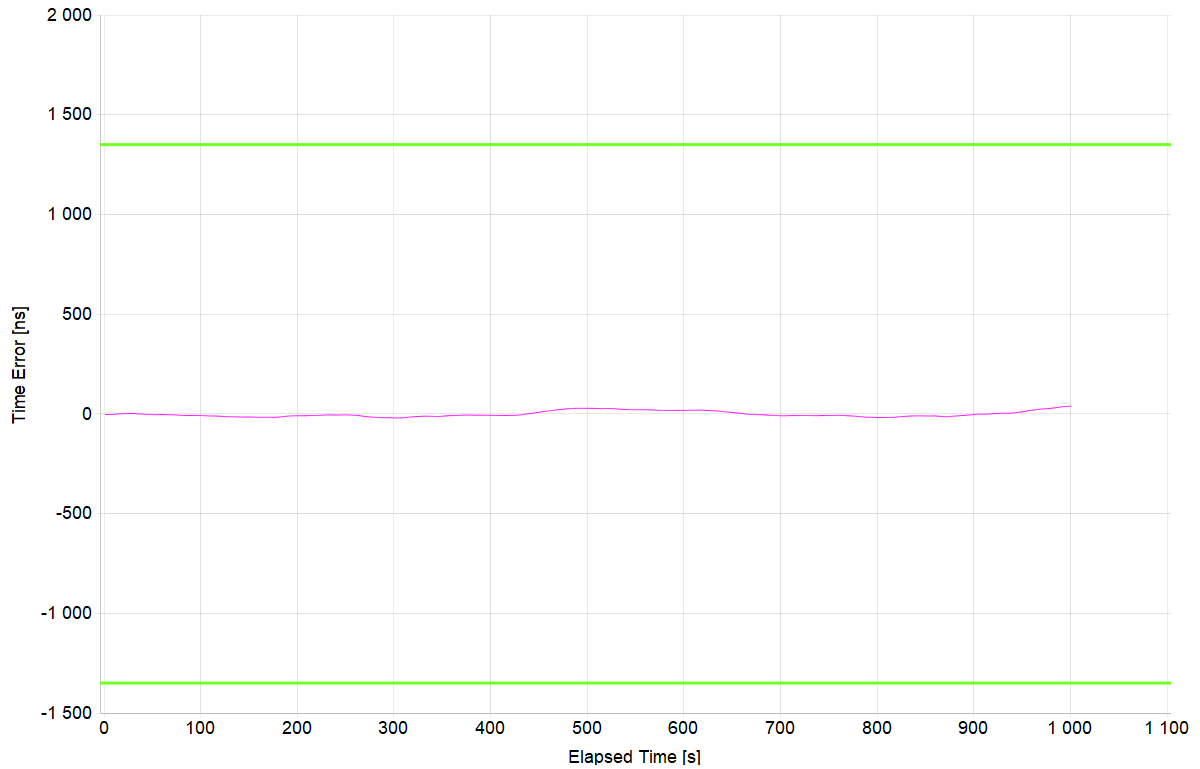
<b>Test Description</b>	Holdover (with Oscillator)
<b>Report Date</b>	22-04-29_10-17-08
<b>Packet Rate (pkt/s)</b>	16
<b>Test Duration</b>	00:16:40
<b>Time to Phase Lock (s)</b>	N/A

<b>All Mask Results</b>	<b>Pass</b>
<b>Mask ONEPPS</b>	1.35µs
<b>Mask ONEPPS Result</b>	<b>Pass</b>
<b>Mask MTIE</b>	G.8273.4 APTS Holdover (PTP) Const. Temp.
<b>Mask MTIE Result</b>	<b>Pass</b>

1. This test is a continuation of the previous Noise Generation test. This allows for an appropriate amount of settling time before collecting holdover data (10 000s). The results are split because holdover requires a different mask than noise generation. Both GNSS and PTP are disconnected connected during Holdover.

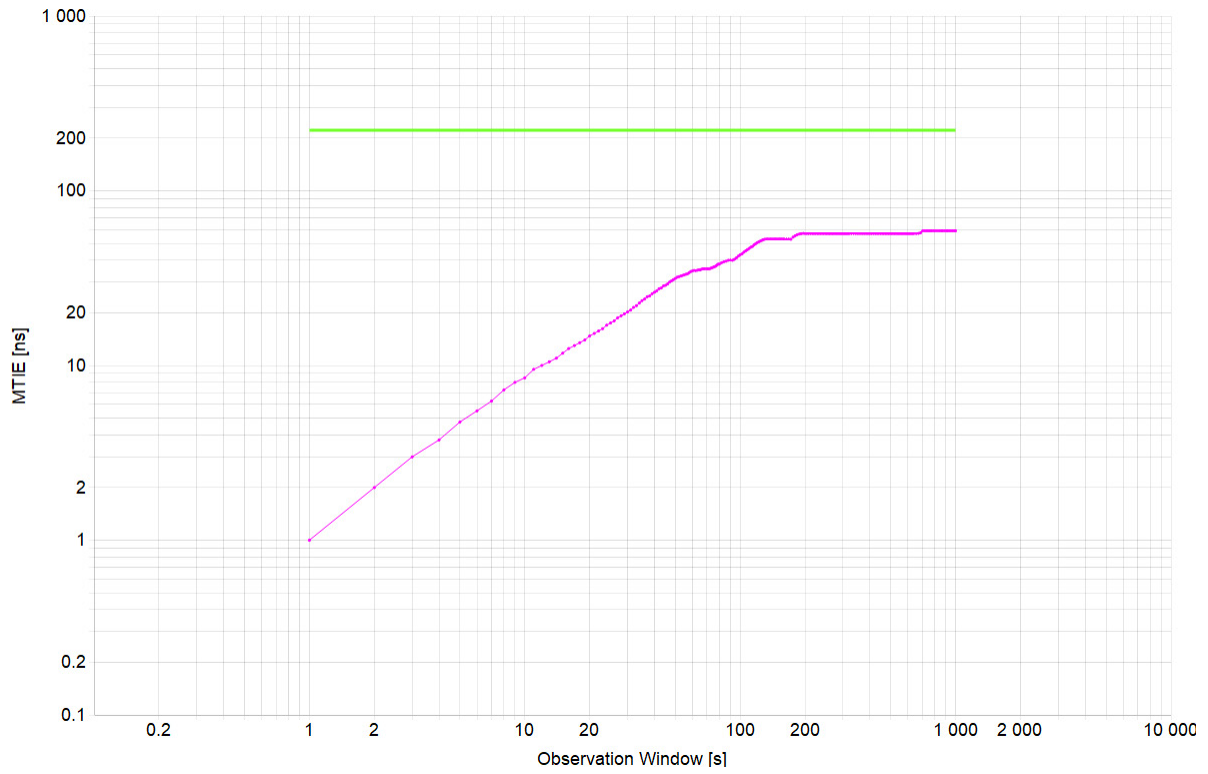
## 11.1 ONEPPS Analysis

<b>Offset Removal Applied</b>	Off
<b>Zero Offset</b>	-3.453ns



<b>Mean [ns]</b>	-1.14
<b>Min [ns]</b>	-20.703
<b>Max [ns]</b>	38.297
<b>Max-Min [ns]</b>	59

## 11.2 MTIE Analysis



<b>Min [ns]</b>	1
<b>Max [ns]</b>	59
<b>Max-Min [ns]</b>	58

## 12. G.8273.4 APTS: Noise Tolerance – No BC’s High Stability PDV

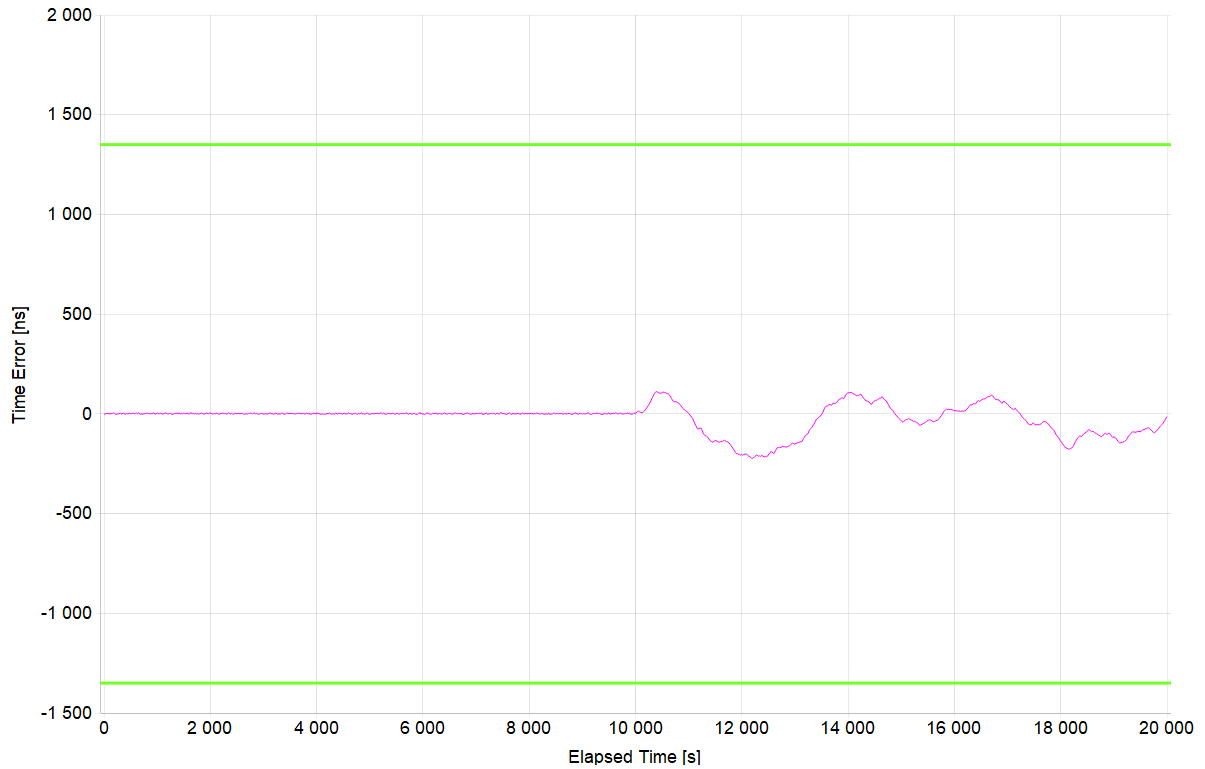
<b>Test Description</b>	Noise Tolerance – No BC’s High Stability PDV
<b>Report Date</b>	22-04-28_17-01-53
<b>Packet Rate (pkt/s)</b>	16
<b>Test Duration</b>	05:33:17
<b>Time to Phase Lock (s)</b>	3

<b>All Mask Results</b>	<b>Pass</b>
<b>Mask ONEPPS</b>	1.35µs
<b>Mask ONEPPS Result</b>	<b>Pass</b>

1. This test shows the 1pps performance with PDV for 10000s with GNSS connected, then for an additional 10000s with GNSS disconnected. PTP is running during the entire test.

## 12.1 ONEPPS Analysis

<b>Offset Removal Applied</b>	Off
<b>Zero Offset</b>	-1.203ns



<b>Mean [ns]</b>	-20.993
<b>Min [ns]</b>	-223.453
<b>Max [ns]</b>	112.547
<b>Max-Min [ns]</b>	336

### 13. G.8273.4 APTS: Noise Tolerance – No BC’s Normal Stability PDV

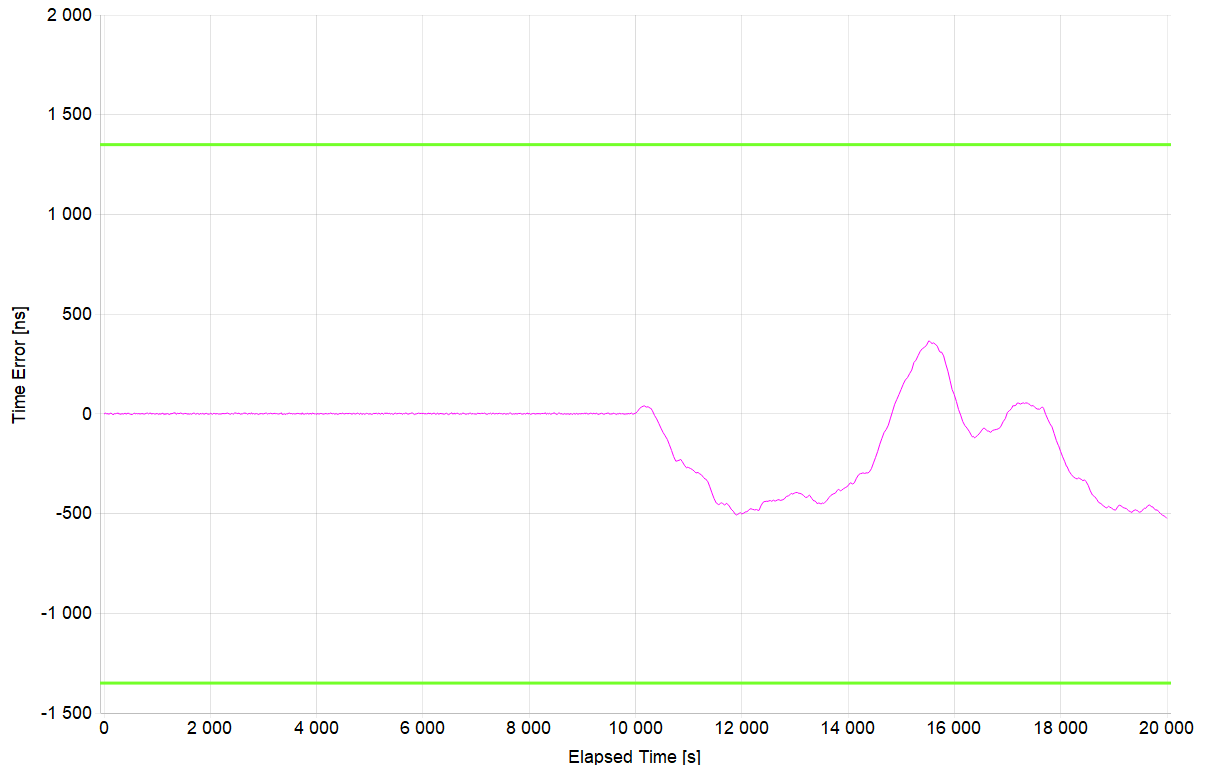
<b>Test Description</b>	Noise Tolerance – No BC’s Normal Stability PDV
<b>Report Date</b>	22-04-28_17-01-53
<b>Packet Rate (pkt/s)</b>	16
<b>Test Duration</b>	05:33:17
<b>Time to Phase Lock (s)</b>	4

<b>All Mask Results</b>	<b>Pass</b>
<b>Mask ONEPPS</b>	1.35µs
<b>Mask ONEPPS Result</b>	<b>Pass</b>

1. This test shows the 1pps performance with PDV for 10000s with GNSS connected, then for an additional 10000s with GNSS disconnected. PTP is running during the entire test.

### 13.1 ONEPPS Analysis

<b>Offset Removal Applied</b>	Off
<b>Zero Offset</b>	-0.953ns



<b>Mean [ns]</b>	-108.372
<b>Min [ns]</b>	-524.203
<b>Max [ns]</b>	365.797
<b>Max-Min [ns]</b>	890

## 14. G.8273.4 APTS: Noise Tolerance – With BC’s High Stability PDV

<b>Test Description</b>	Noise Tolerance – With BC’s High Stability PDV
<b>Report Date</b>	22-04-28_17-01-53
<b>Packet Rate (pkt/s)</b>	16
<b>Test Duration</b>	05:33:17
<b>Time to Phase Lock (s)</b>	4

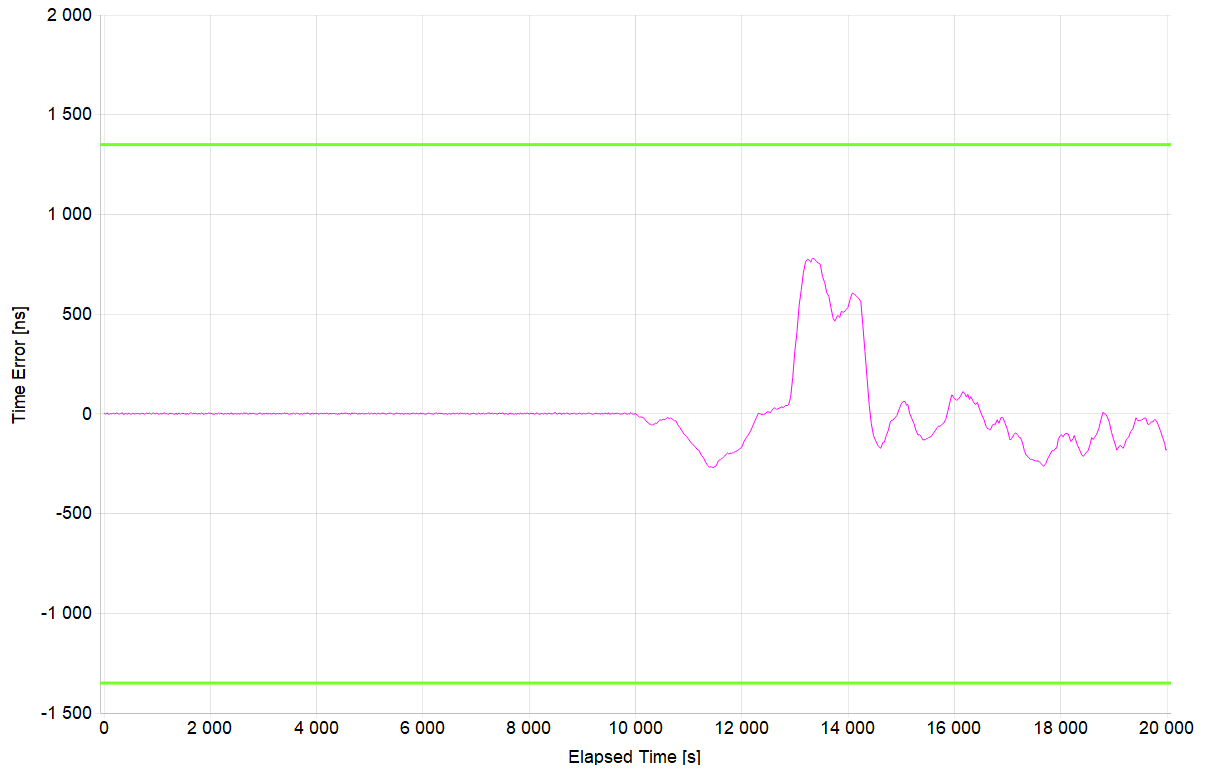
<b>All Mask Results</b>	<b>Pass</b>
<b>Mask ONEPPS</b>	1.35µs
<b>Mask ONEPPS Result</b>	<b>Pass</b>

1. This test shows the 1pps performance with PDV for 10000s with GNSS connected, then for an additional 10000s with GNSS disconnected. PTP is running during the entire test.



### 14.1 ONEPPS Analysis

Offset Removal Applied	Off
Zero Offset	3.297ns



Mean [ns]	5.459
Min [ns]	-270.953
Max [ns]	779.547
Max-Min [ns]	1050.5

## 15. G.8273.4 APTS: Noise Tolerance – With BC’s Normal Stability PDV

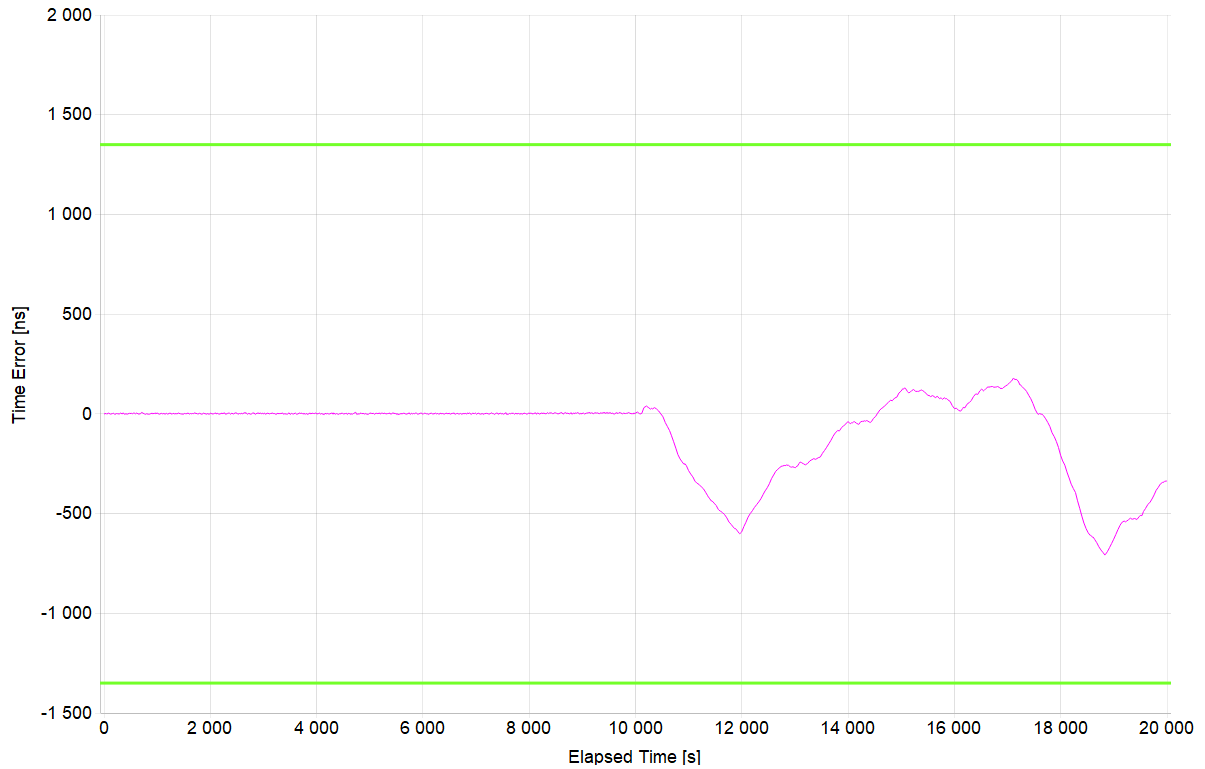
<b>Test Description</b>	Noise Tolerance – With BC’s Normal Stability PDV
<b>Report Date</b>	22-04-28_17-01-53
<b>Packet Rate (pkt/s)</b>	16
<b>Test Duration</b>	05:33:17
<b>Time to Phase Lock (s)</b>	3

<b>All Mask Results</b>	<b>Pass</b>
<b>Mask ONEPPS</b>	1.35µs
<b>Mask ONEPPS Result</b>	<b>Pass</b>

1. This test shows the 1pps performance with PDV for 10000s with GNSS connected, then for an additional 10000s with GNSS disconnected. PTP is running during the entire test.

### 15.1 ONEPPS Analysis

<b>Offset Removal Applied</b>	Off
<b>Zero Offset</b>	-0.203ns



<b>Mean [ns]</b>	-91.43
<b>Min [ns]</b>	-708.203
<b>Max [ns]</b>	179.297
<b>Max-Min [ns]</b>	887.5

## 16. G.8273.4 APTS: Noise Tolerance – ITU-T G.8271.2 PDV Pattern

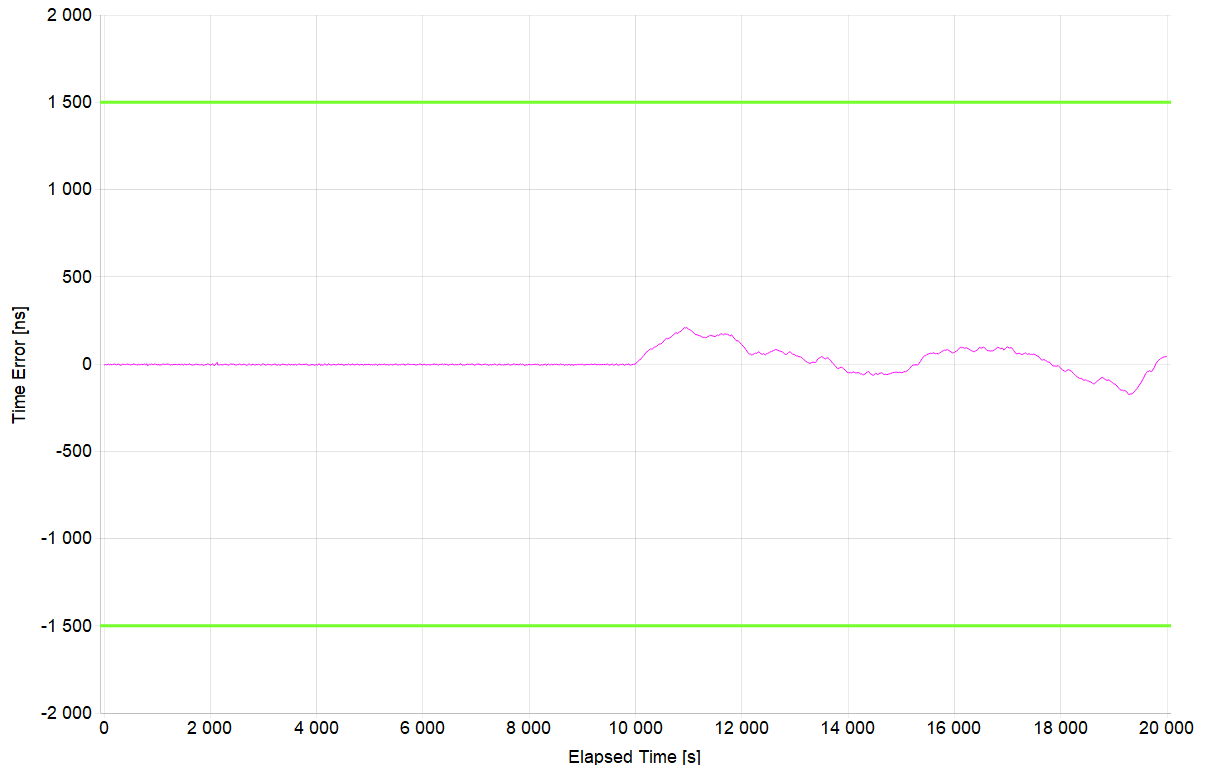
<b>Test Description</b>	Noise Tolerance – ITU-T G.8271.2 PDV Pattern
<b>Report Date</b>	22-04-28_17-01-53
<b>Packet Rate (pkt/s)</b>	16
<b>Test Duration</b>	05:33:17
<b>Time to Phase Lock (s)</b>	3

<b>All Mask Results</b>	<b>Pass</b>
<b>Mask ONEPPS</b>	1.5µs
<b>Mask ONEPPS Result</b>	<b>Pass</b>
<b>Mask FILTEREDTIMEERROR</b>	1.35µs
<b>Mask FILTEREDTIMEERROR Result</b>	<b>Pass</b>

1. This test shows the 1pps performance with PDV for 10000s with GNSS connected, then for an additional 10000s with GNSS disconnected. PTP is running during the entire test.

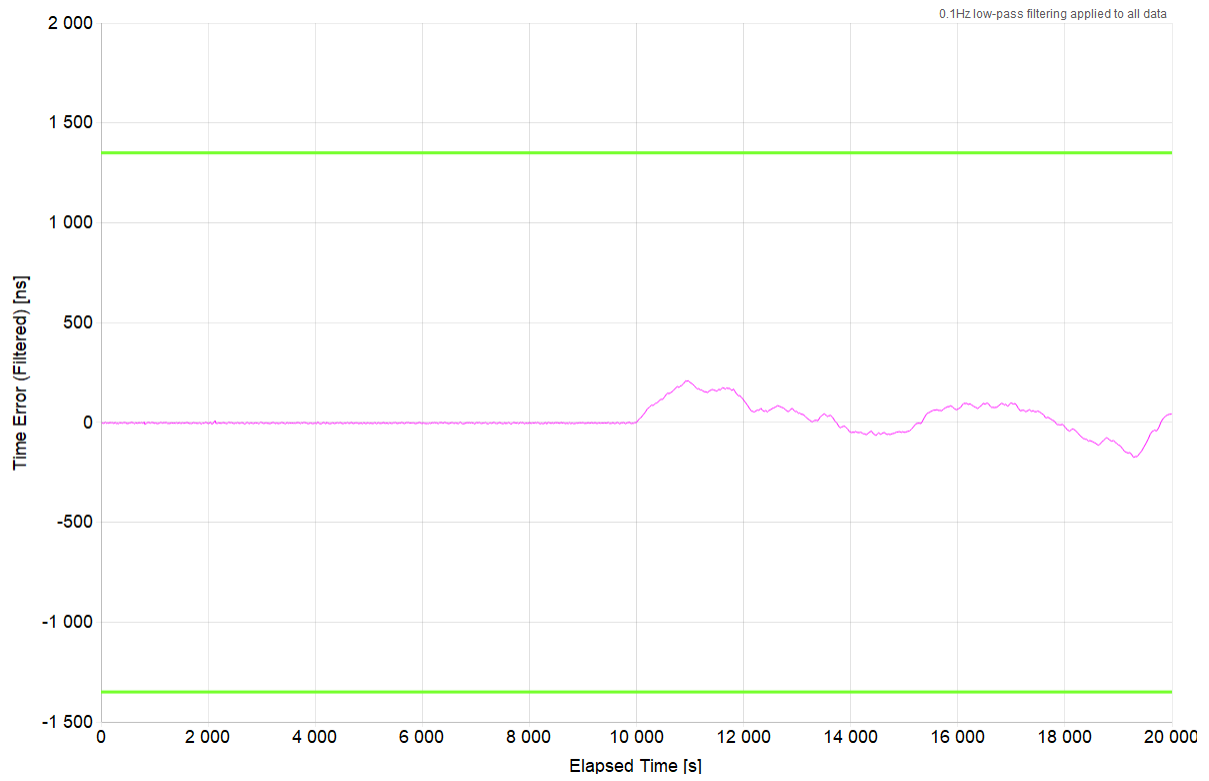
## 16.1 ONEPPS Analysis

<b>Offset Removal Applied</b>	Off
<b>Zero Offset</b>	-3.703ns



<b>Mean [ns]</b>	13.451
<b>Min [ns]</b>	-174.953
<b>Max [ns]</b>	208.797
<b>Max-Min [ns]</b>	383.75

## 16.2 FILTEREDTIMEERROR Analysis



<b>Mean [ns]</b>	13.461
<b>Min [ns]</b>	-174.752
<b>Max [ns]</b>	208.646
<b>Max-Min [ns]</b>	383.398

## 17. G.8273.4 APTS: Noise Tolerance – No BC’s High Stability PDV – Single Path

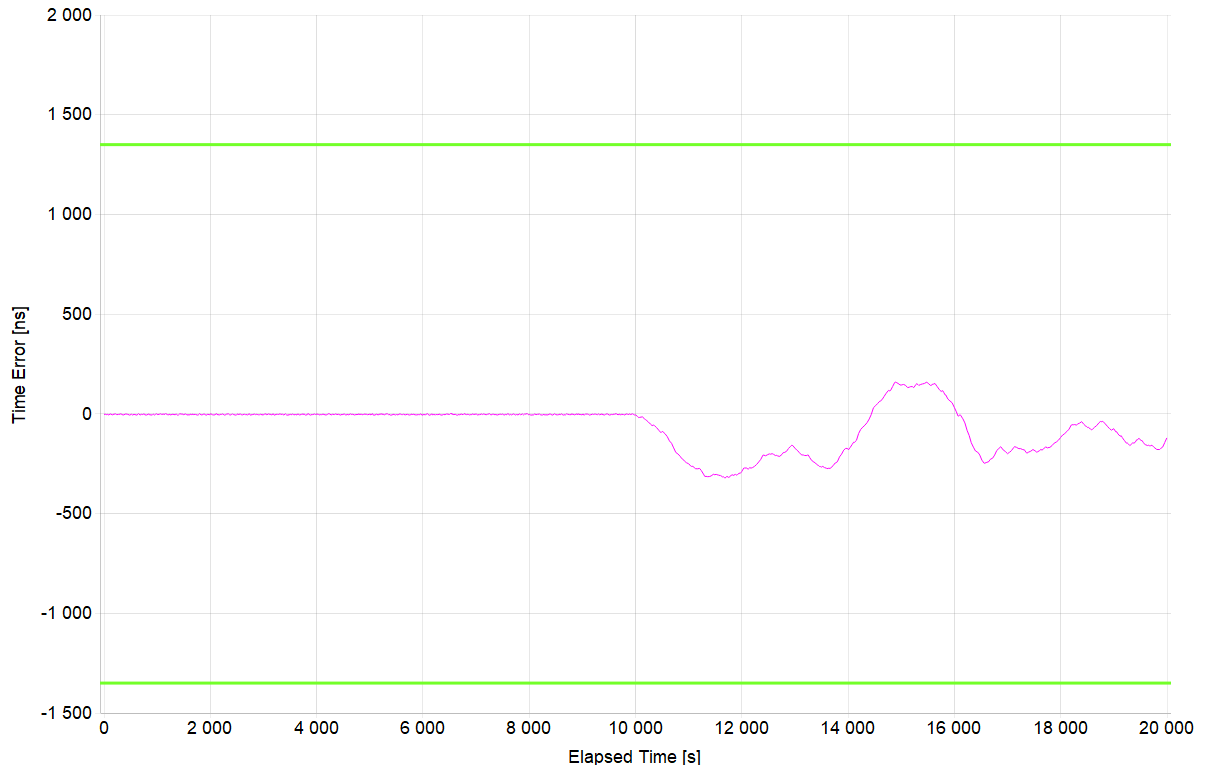
<b>Test Description</b>	Noise Tolerance – No BC’s High Stability PDV
<b>Report Date</b>	22-04-29_10-17-08
<b>Packet Rate (pkt/s)</b>	16
<b>Test Duration</b>	05:33:17
<b>Time to Phase Lock (s)</b>	4

<b>All Mask Results</b>	<b>Pass</b>
<b>Mask ONEPPS</b>	1.35µs
<b>Mask ONEPPS Result</b>	<b>Pass</b>

1. This test shows the 1pps performance with PDV for 10000s with GNSS connected, then for an additional 10000s with GNSS disconnected. PTP is running during the entire test.

### 17.1 ONEPPS Analysis

Offset Removal Applied	Off
Zero Offset	-3.203ns



Mean [ns]	-64.038
Min [ns]	-321.953
Max [ns]	159.047
Max-Min [ns]	481



## 18. G.8273.4 APTS: Noise Tolerance – No BC’s Normal Stability PDV – Single Path

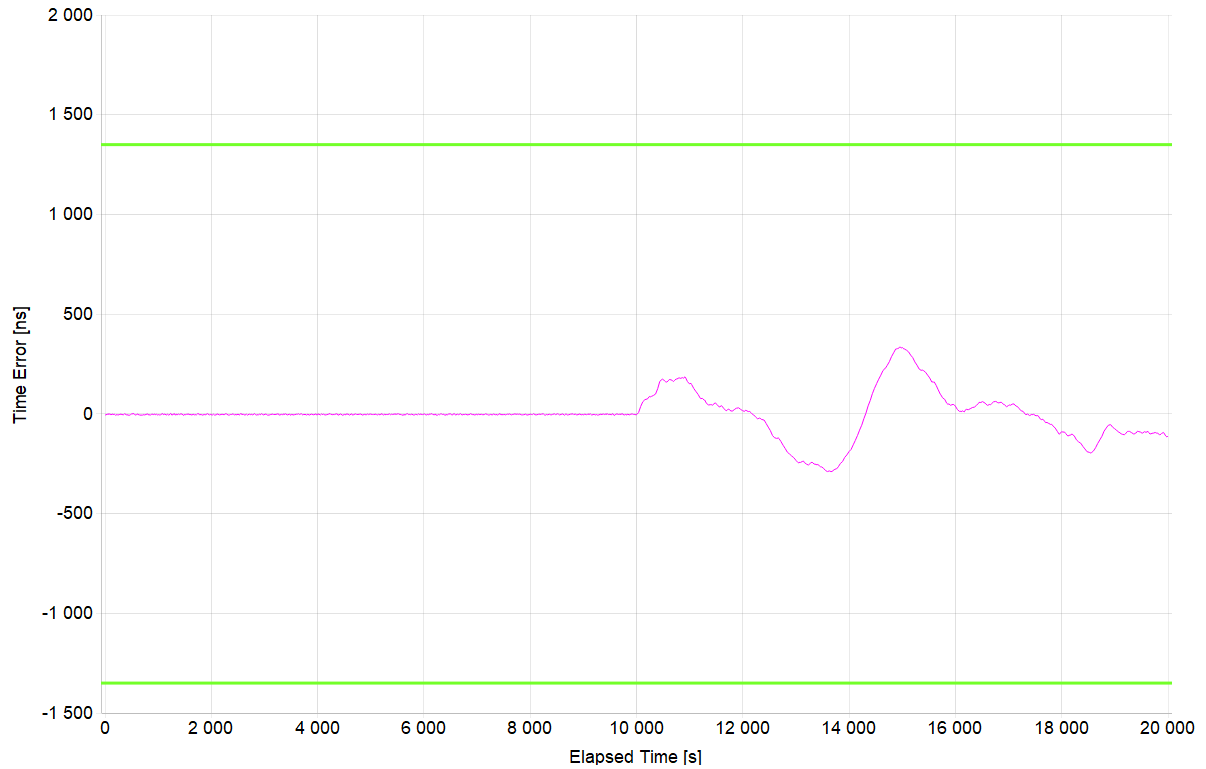
<b>Test Description</b>	Noise Tolerance – No BC’s Normal Stability PDV
<b>Report Date</b>	22-04-29_10-17-08
<b>Packet Rate (pkt/s)</b>	16
<b>Test Duration</b>	05:33:17
<b>Time to Phase Lock (s)</b>	4

<b>All Mask Results</b>	<b>Pass</b>
<b>Mask ONEPPS</b>	1.35µs
<b>Mask ONEPPS Result</b>	<b>Pass</b>

1. This test shows the 1pps performance with PDV for 10000s with GNSS connected, then for an additional 10000s with GNSS disconnected. PTP is running during the entire test.

### 18.1 ONEPPS Analysis

Offset Removal Applied	Off
Zero Offset	-4.703ns



Mean [ns]	-4.787
Min [ns]	-289.703
Max [ns]	334.547
Max-Min [ns]	624.25

## 19. G.8273.4 APTS: Noise Tolerance – ITU-T G.8271.2 PDV Pattern – Single Path

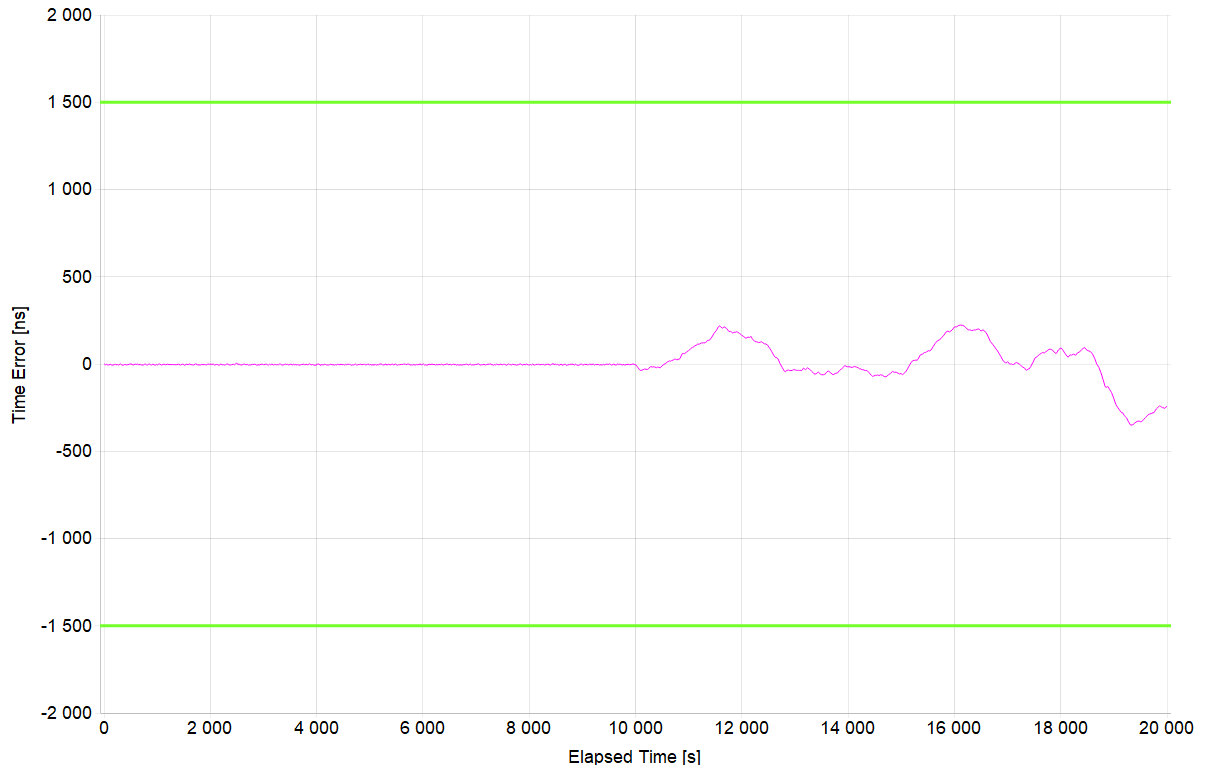
<b>Test Description</b>	Noise Tolerance – ITU-T G.8271.2 PDV Pattern
<b>Report Date</b>	22-04-29_10-17-08
<b>Packet Rate (pkt/s)</b>	16
<b>Test Duration</b>	05:33:17
<b>Time to Phase Lock (s)</b>	4

<b>All Mask Results</b>	<b>Pass</b>
<b>Mask ONEPPS</b>	1.5µs
<b>Mask ONEPPS Result</b>	<b>Pass</b>
<b>Mask FILTEREDTIMEERROR</b>	1.35µs
<b>Mask FILTEREDTIMEERROR Result</b>	<b>Pass</b>

1. This test shows the 1pps performance with PDV for 10000s with GNSS connected, then for an additional 10000s with GNSS disconnected. PTP is running during the entire test.

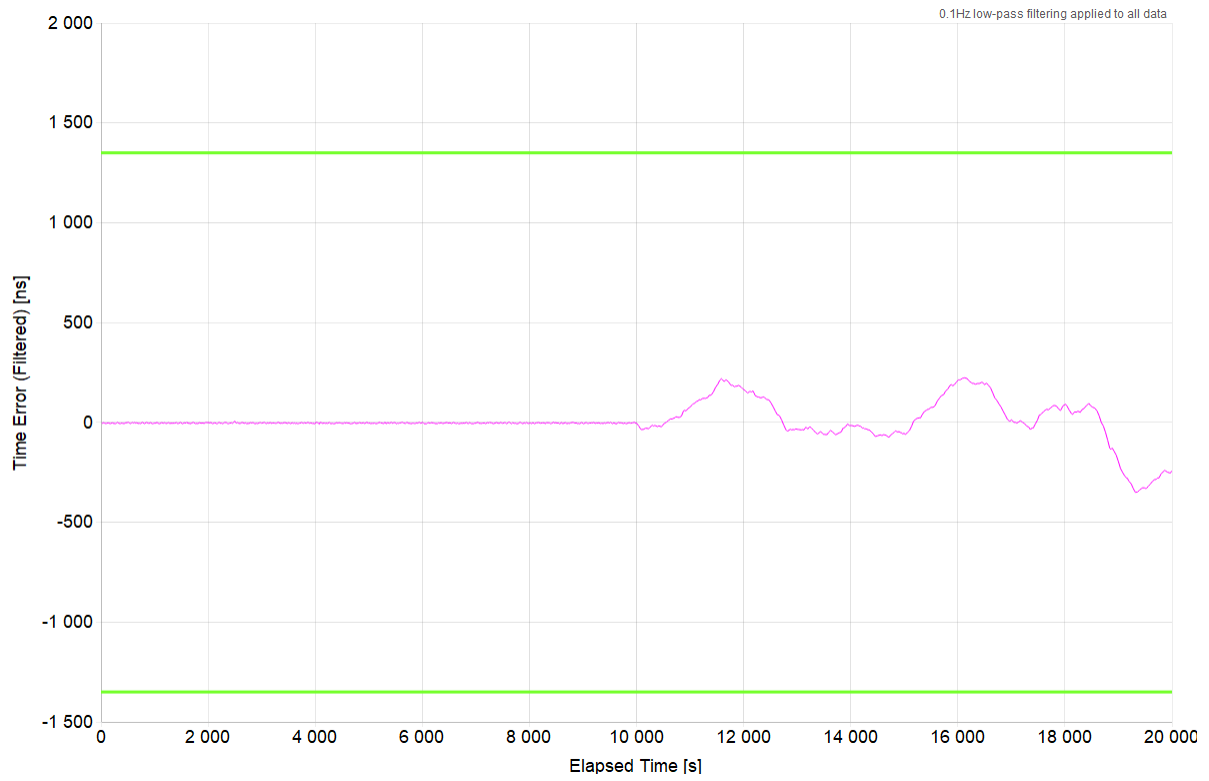
### 19.1 ONEPPS Analysis

<b>Offset Removal Applied</b>	Off
<b>Zero Offset</b>	-1.703ns



<b>Mean [ns]</b>	4.65
<b>Min [ns]</b>	-350.453
<b>Max [ns]</b>	223.297
<b>Max-Min [ns]</b>	573.75

## 19.2 FILTEREDTIMEERROR Analysis



<b>Mean [ns]</b>	4.673
<b>Min [ns]</b>	-350.296
<b>Max [ns]</b>	223.296
<b>Max-Min [ns]</b>	573.593

## 20. Revision History

Revision	Date	Description
1.01	Jul 16, 2024	Replaced Xilinx with AMD throughout the document.
1.00	May 4, 2023	Initial release.

## IMPORTANT NOTICE AND DISCLAIMER

RENESAS ELECTRONICS CORPORATION AND ITS SUBSIDIARIES (“RENESAS”) PROVIDES TECHNICAL SPECIFICATIONS AND RELIABILITY DATA (INCLUDING DATASHEETS), DESIGN RESOURCES (INCLUDING REFERENCE DESIGNS), APPLICATION OR OTHER DESIGN ADVICE, WEB TOOLS, SAFETY INFORMATION, AND OTHER RESOURCES “AS IS” AND WITH ALL FAULTS, AND DISCLAIMS ALL WARRANTIES, EXPRESS OR IMPLIED, INCLUDING, WITHOUT LIMITATION, ANY IMPLIED WARRANTIES OF MERCHANTABILITY, FITNESS FOR A PARTICULAR PURPOSE, OR NON-INFRINGEMENT OF THIRD-PARTY INTELLECTUAL PROPERTY RIGHTS.

These resources are intended for developers who are designing with Renesas products. You are solely responsible for (1) selecting the appropriate products for your application, (2) designing, validating, and testing your application, and (3) ensuring your application meets applicable standards, and any other safety, security, or other requirements. These resources are subject to change without notice. Renesas grants you permission to use these resources only to develop an application that uses Renesas products. Other reproduction or use of these resources is strictly prohibited. No license is granted to any other Renesas intellectual property or to any third-party intellectual property. Renesas disclaims responsibility for, and you will fully indemnify Renesas and its representatives against, any claims, damages, costs, losses, or liabilities arising from your use of these resources. Renesas' products are provided only subject to Renesas' Terms and Conditions of Sale or other applicable terms agreed to in writing. No use of any Renesas resources expands or otherwise alters any applicable warranties or warranty disclaimers for these products.

(Disclaimer Rev.1.01)

### Corporate Headquarters

TOYOSU FORESIA, 3-2-24 Toyosu,  
Koto-ku, Tokyo 135-0061, Japan  
[www.renesas.com](http://www.renesas.com)

### Trademarks

Renesas and the Renesas logo are trademarks of Renesas Electronics Corporation. All trademarks and registered trademarks are the property of their respective owners.

### Contact Information

For further information on a product, technology, the most up-to-date version of a document, or your nearest sales office, please visit [www.renesas.com/contact-us/](http://www.renesas.com/contact-us/).